

POWER SECTION

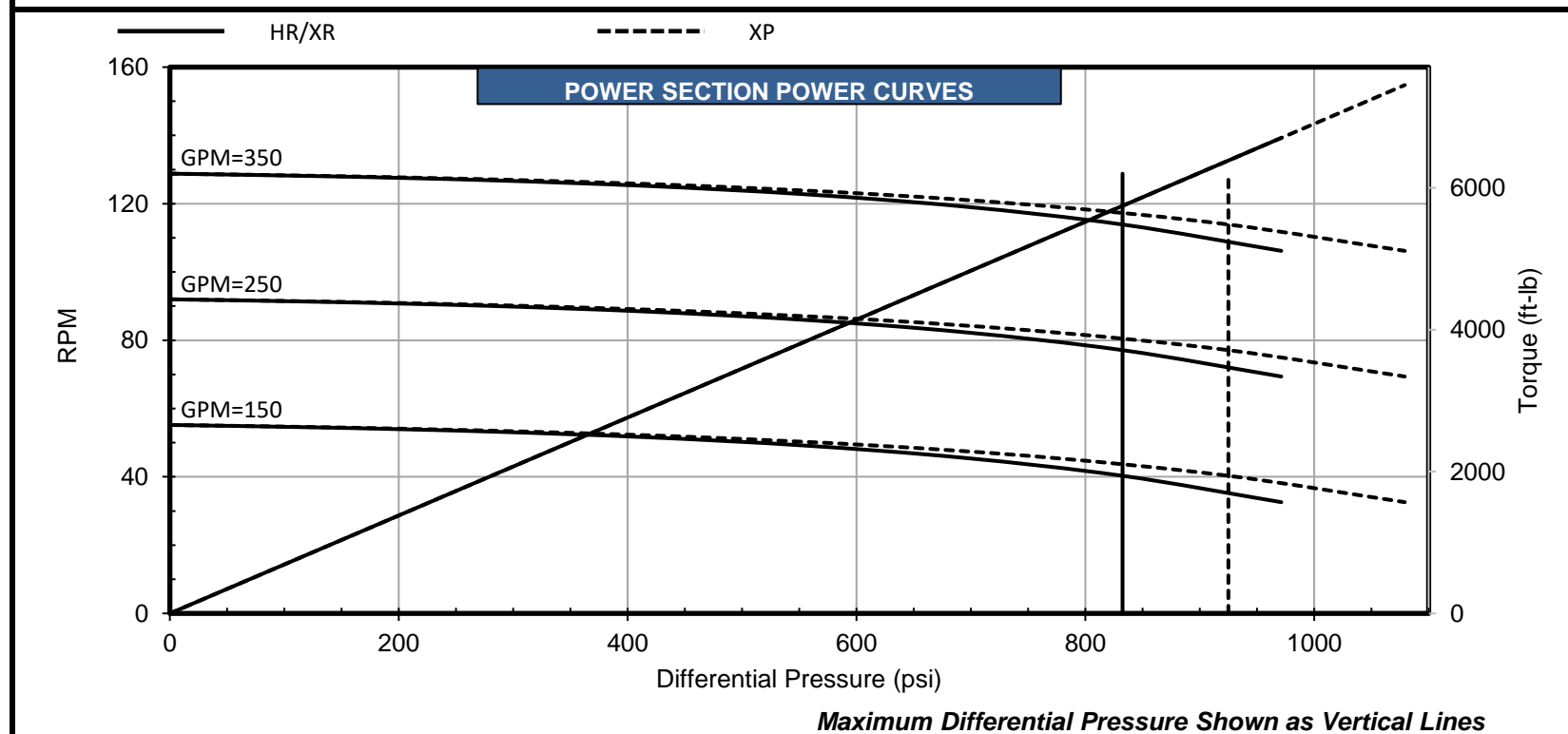
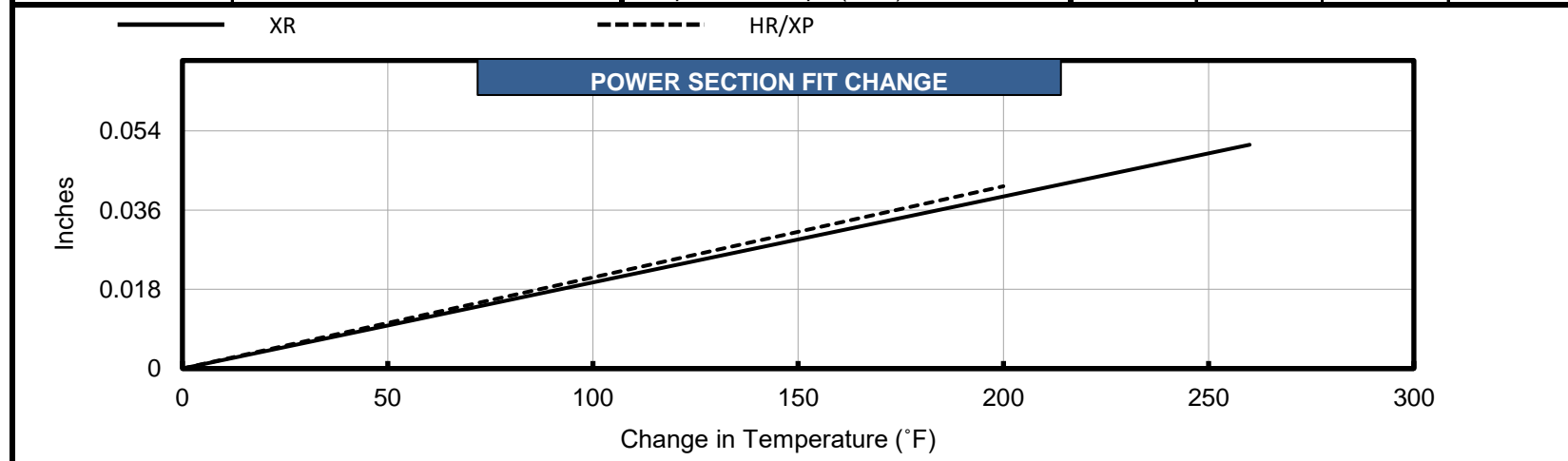
FIT INFORMATION - MINOR DIAMETER (in)				
Stator Size	NBR-1A	DynaPower		
		XR	HR	XP
1 Undersize		2.764*	2.757	2.757*
0.5 Oversize		2.783*	2.777	2.777*
1 Oversize				2.785*
2 Oversize		2.797*	2.794	2.794*
Nominal Fit at 75°F				
1 Undersize		0.005*	0.012	0.012*
0.5 Oversize		-0.014*	-0.008	-0.008*
1 Oversize				-0.016*
2 Oversize		-0.028*	-0.025	-0.025*

ROTOR SPECIFICATIONS		STATOR SPECIFICATIONS	
	(in)		(in)
Overall Length	214.8	Overall Length	235.0
Contour Length	208.8	Rubber Cutback #1**	8.0
Eccentricity	0.177	Rubber Cutback #2**	15.5
Major Diameter	3.122	Tube O.D.	4.75
Head Diameter	3.250	Tube I.D.	3.88
Weight (lb)	356	Weight (lb)	426
Material	17-4SS	Number of Stages	3.7
Thread Form**	2 3/8 Hughes External Flush		

*Pending production measurements

** Alternate or custom thread forms and cutbacks are available upon request

PERFORMANCE SPECIFICATIONS						
			NBR-1A	XR	HR	XP
Torque Slope	6.901 ft-lb/psi	Max. Diff. Press. (psi)		830	830	930
Flow Range	150 to 350 GPM	Max. Torque (ft-lb)		5750	5750	6380
RPG	0.368 rev/gal	Stall Diff. Press. (psi)		1250	1250	1390
Speed Range	55 to 129 RPM	Stall Torque (ft-lb)		8620	8620	9580
Off Bottom Press.	66 psi	Max. Recommended (HP)		125	125	138
		PSI Per Stage		225	225	250
		PSI Per Cavity		37	37	41
		Temperature Slope (in/°F)		0.000196	0.000207	0.000207



Operating a power section above the maximum recommended differential pressure will reduce stator life. Performance curves are for reference only. Actual power section performance may vary depending on the down hole temperature and rotor/stator fit. Performance data are subject to change without notice. Power calculation is based on maximum RPM and full torque. Stator sizes subject to change without notice.



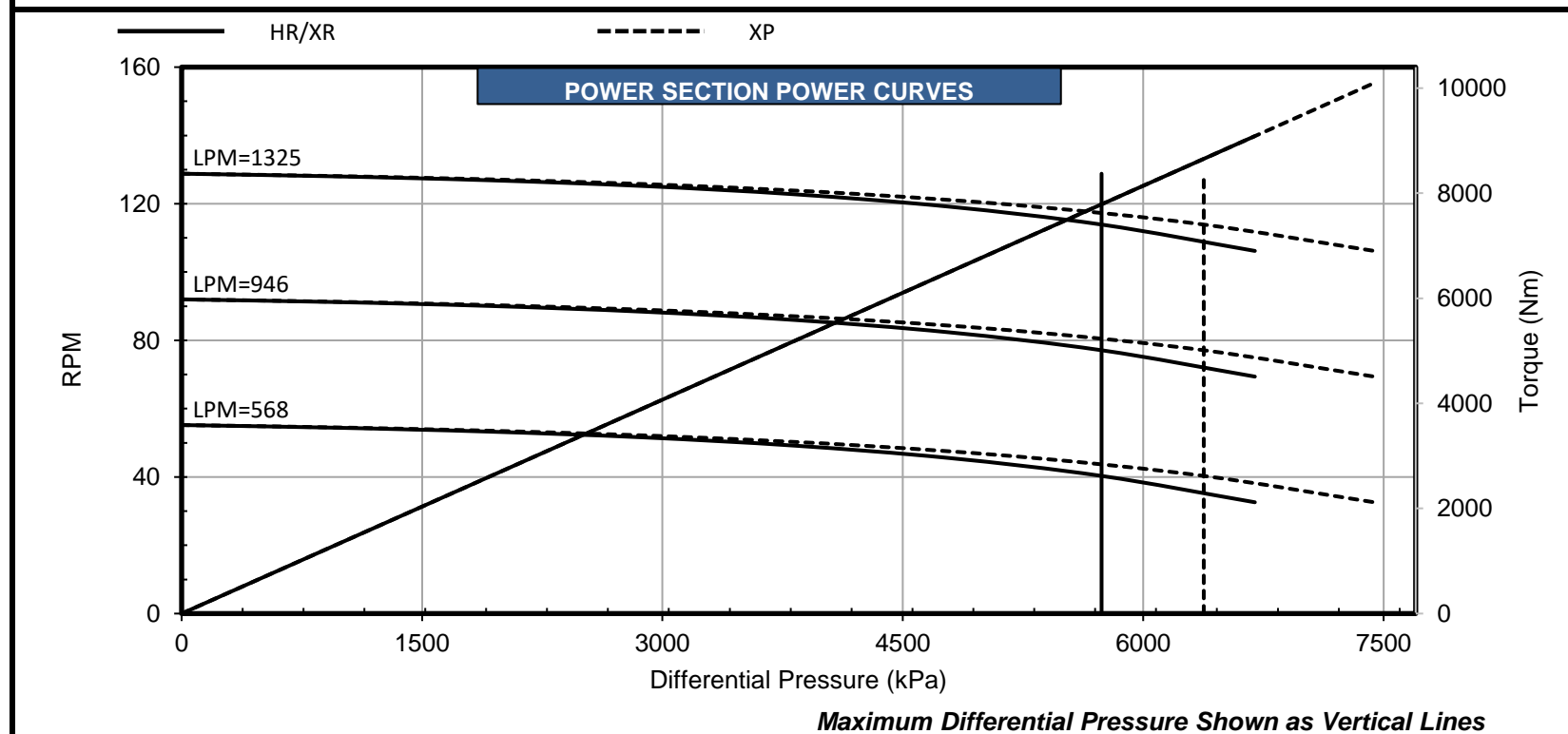
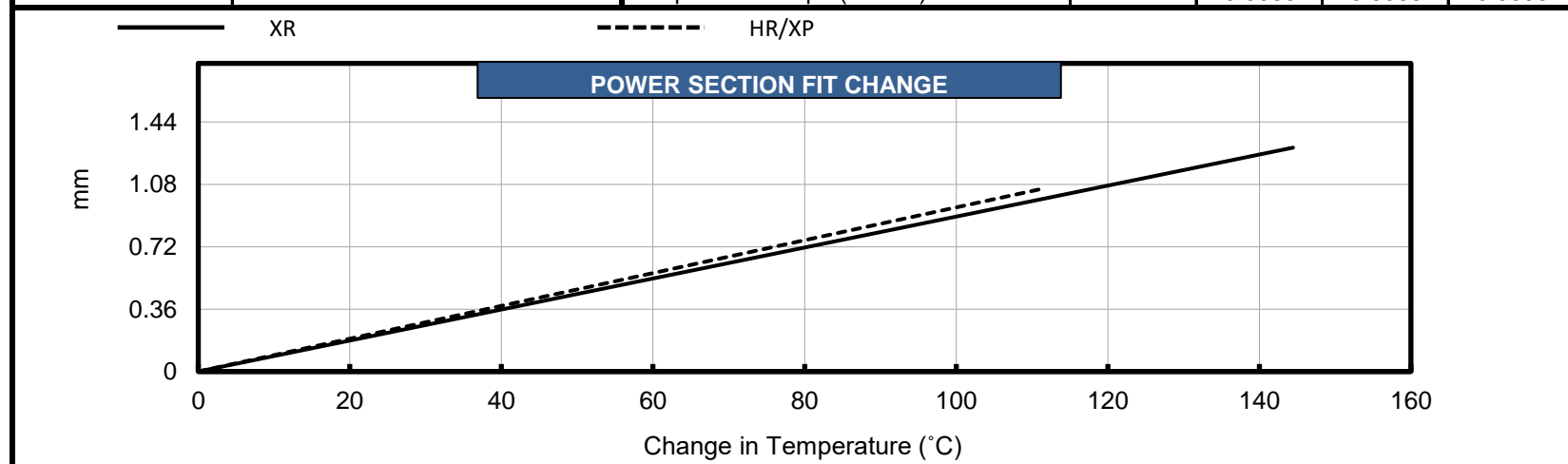
POWER SECTION

FIT INFORMATION - MINOR DIAMETER (mm)					ROTOR SPECIFICATIONS		STATOR SPECIFICATIONS	
Stator Size	NBR-1A	DynaPower			(mm)	(mm)	(mm)	(mm)
		XR	HR	XP				
1 Undersize		70.21*	70.03	70.03*	Overall Length	5455.9	Overall Length	5969.0
0.5 Oversize		70.69*	70.54	70.54*	Contour Length	5303.5	Rubber Cutback #1**	203.2
1 Oversize				70.74*	Eccentricity	4.48	Rubber Cutback #2**	393.7
2 Oversize		71.04*	70.97	70.97*	Major Diameter	79.30	Tube O.D.	120.7
Nominal Fit at 75°F					Head Diameter	82.55	Tube I.D.	98.6
1 Undersize		0.13*	0.30	0.30*	Weight (kg)	161	Weight (kg)	193
0.5 Oversize		-0.36*	-0.20	-0.20*	Material	17-4SS	Number of Stages	3.7
1 Oversize				-0.41*	Thread	2 3/8 Hughes External		
2 Oversize		-0.71*	-0.64	-0.64*	Form**	Flush		

*Pending production measurements

** Alternate or custom thread forms and cutbacks are available upon request

PERFORMANCE SPECIFICATIONS						
			NBR-1A	XR	HR	XP
Torque Slope	1.357 Nm/kPa	Max. Diff. Press. (kPa)		5723	5723	6412
Flow Range	568 to 1325 Litre/min	Max. Torque (Nm)		7796	7796	8650
RPG	0.097 rev/litre	Stall Diff. Press. (kPa)		8618	8618	9584
Speed Range	55 to 129 RPM	Stall Torque (Nm)		11687	11687	12989
Off Bottom Press.	455 kPa	Max. Recommended (kW)		93	93	103
		kPa Per Stage		1551	1551	1724
		kPa Per Cavity		255	255	283
		Temperature Slope (mm/°C)		0.0089	0.0095	0.0095



Operating a power section above the maximum recommended differential pressure will reduce stator life. Performance curves are for reference only. Actual power section performance may vary depending on the down hole temperature and rotor/stator fit. Performance data are subject to change without notice. Power calculation is based on maximum RPM and full torque. Stator sizes subject to change without notice.