



POWER SECTION

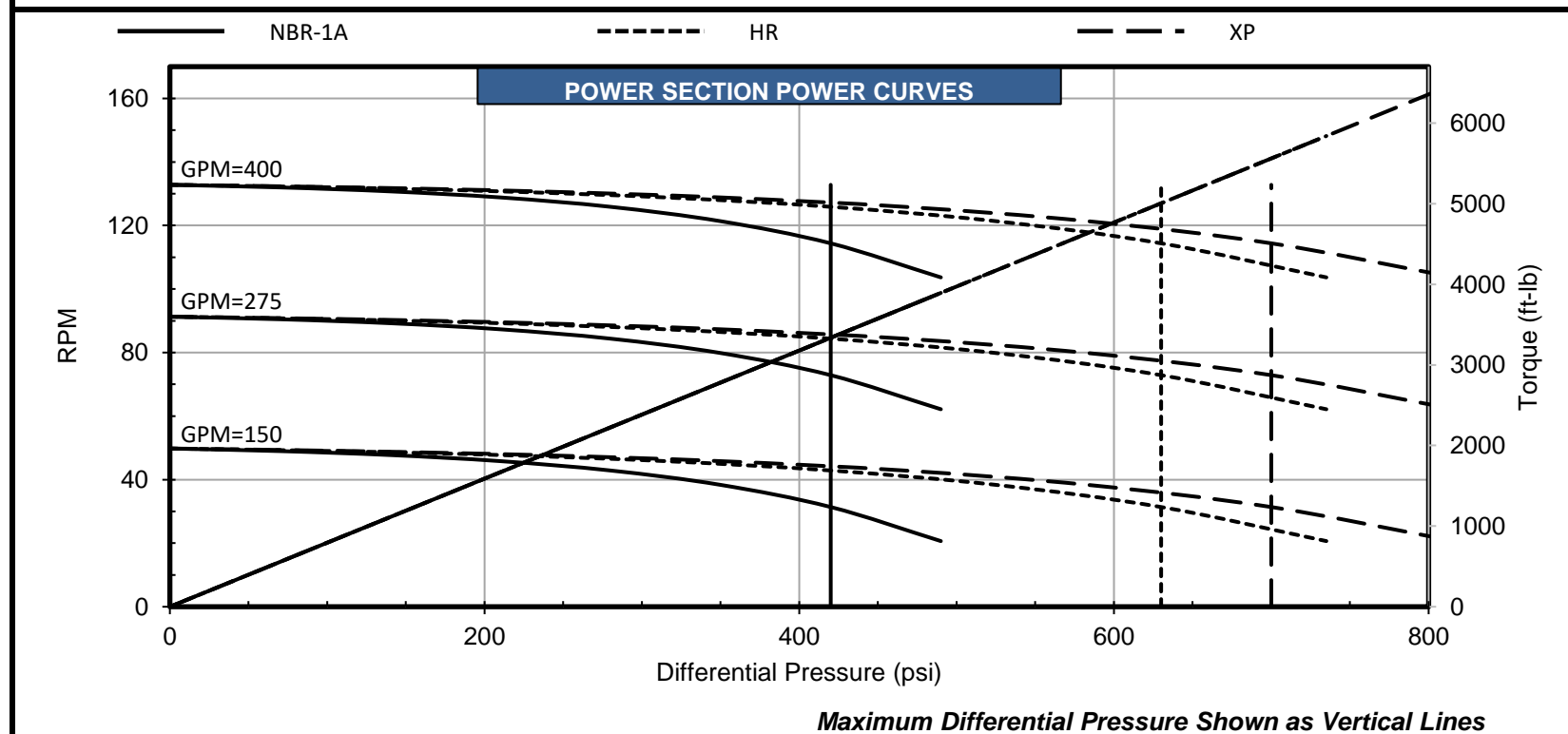
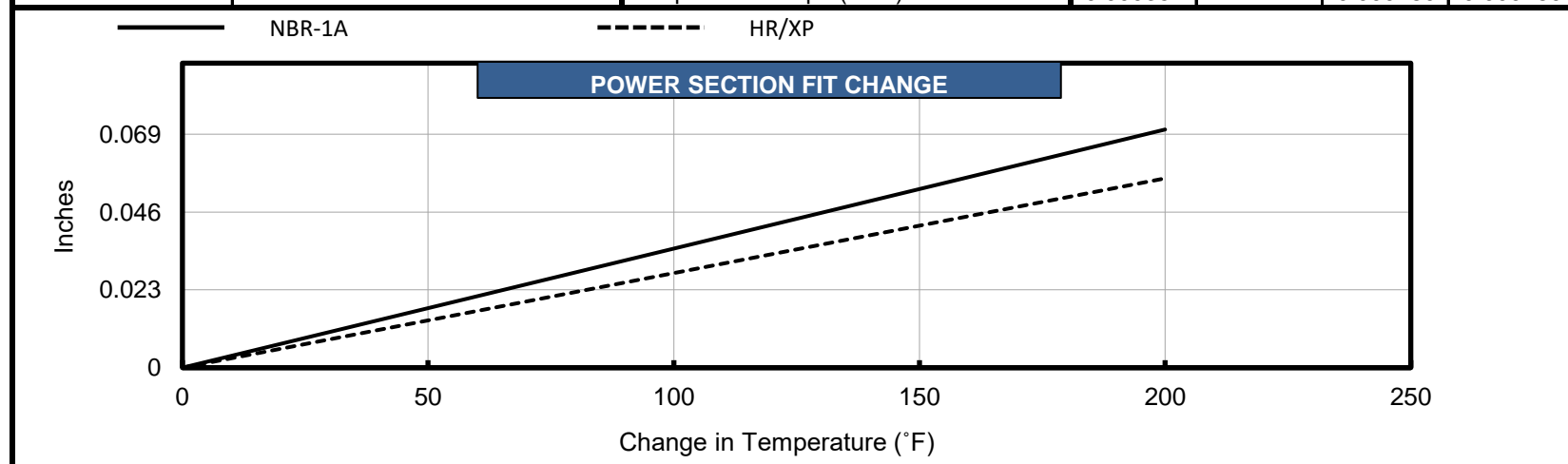
FIT INFORMATION - MINOR DIAMETER (in)				
Stator Size	NBR-1A	DynaPower		
		XR	HR	XP
1 Undersize				
Standard			3.506	3.506*
1 Oversize	3.527			
2 Oversize				
Nominal Fit at 75°F				
1 Undersize				
Standard			0.022	0.022*
1 Oversize	0.001			
2 Oversize				

ROTOR SPECIFICATIONS		STATOR SPECIFICATIONS	
	(in)		(in)
Overall Length	117.0	Overall Length	130.0
Contour Length	110.0	Rubber Cutback #1**	8.0
Eccentricity	0.226	Rubber Cutback #2**	8.0
Major Diameter	3.980	Tube O.D.	6.50
Head Diameter	3.500	Tube I.D.	5.00
Weight (lb)	364	Weight (lb)	535
Material	17-4SS	Number of Stages	2.8
Thread Form**	2 3/8 API REG		

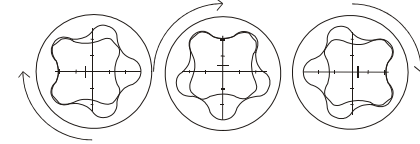
*Pending production measurements

** Alternate or custom thread forms and cutbacks are available upon request

PERFORMANCE SPECIFICATIONS						
			NBR-1A	XR	HR	XP
Torque Slope	7.945 ft-lb/psi	Max. Diff. Press. (psi)	420		630	700
Flow Range	150 to 400 GPM	Max. Torque (ft-lb)	3340		5010	5560
RPG	0.332 rev/gal	Stall Diff. Press. (psi)	630		950	1050
Speed Range	50 to 133 RPM	Stall Torque (ft-lb)	5010		7510	8340
Off Bottom Press.	71 psi	Max. Recommended (HP)	73		109	121
		PSI Per Stage	150		225	250
		PSI Per Cavity	27		41	45
		Temperature Slope (in/°F)	0.000352		0.000280	0.000280



Operating a power section above the maximum recommended differential pressure will reduce stator life. Performance curves are for reference only. Actual power section performance may vary depending on the down hole temperature and rotor/stator fit. Performance data are subject to change without notice. Power calculation is based on maximum RPM and full torque. Stator sizes subject to change without notice.



POWER SECTION

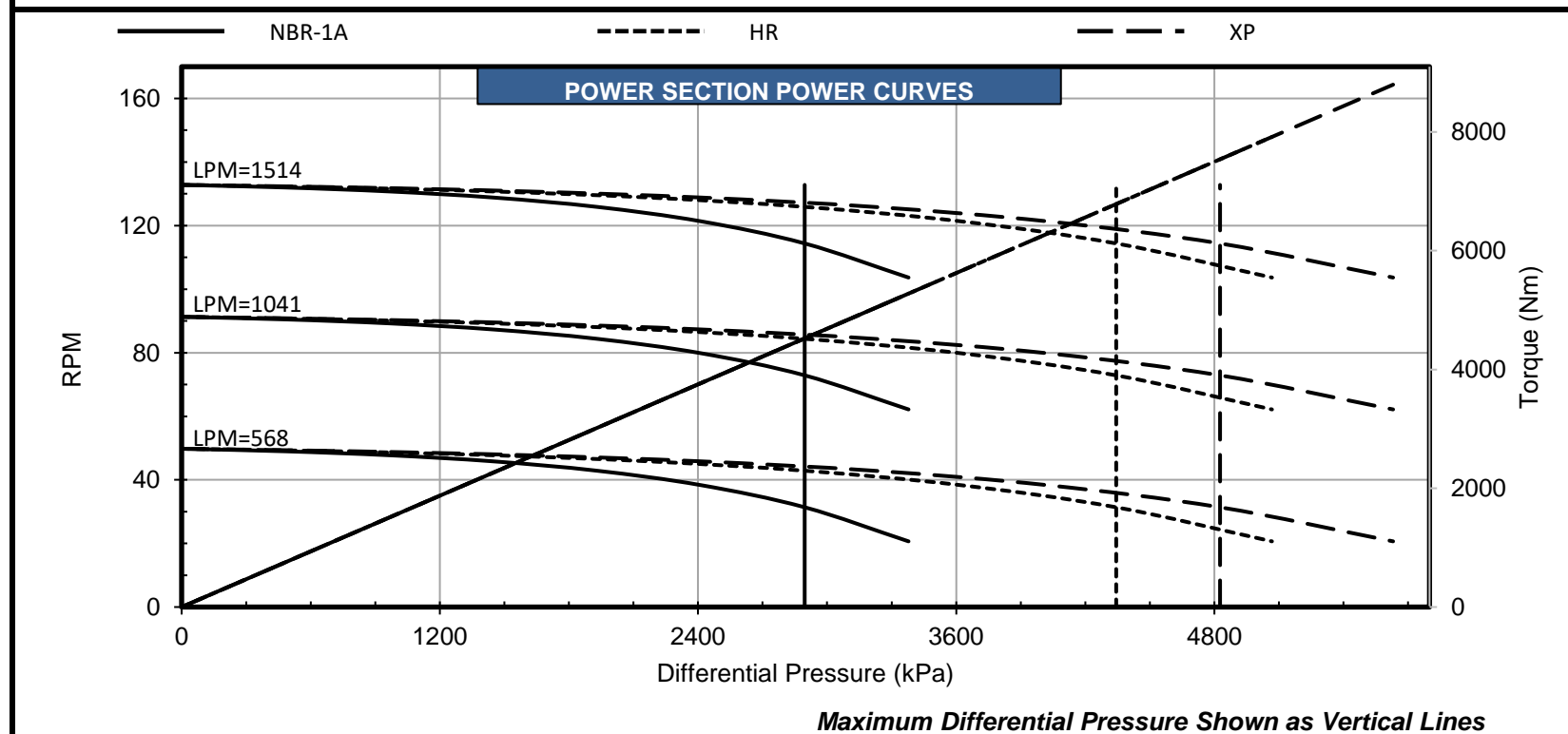
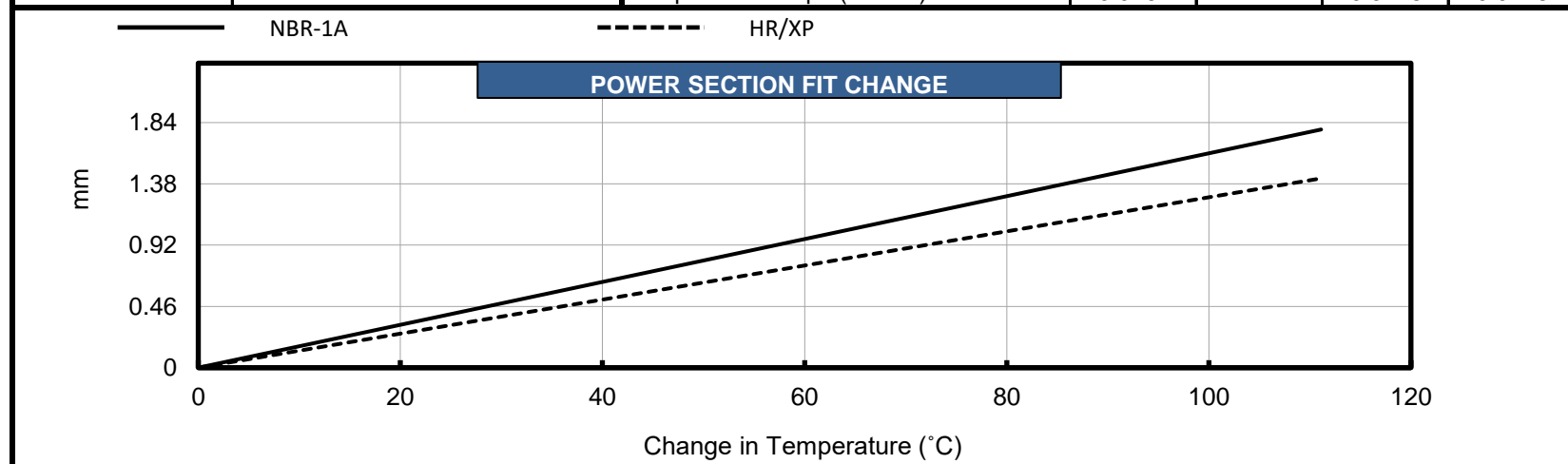
FIT INFORMATION - MINOR DIAMETER (mm)				
Stator Size	NBR-1A	DynaPower		
		XR	HR	XP
1 Undersize				
Standard			89.05	89.05*
1 Oversize	89.59			
2 Oversize				
Nominal Fit at 75°F				
1 Undersize				
Standard			0.56	0.56*
1 Oversize	0.03			
2 Oversize				

ROTOR SPECIFICATIONS		STATOR SPECIFICATIONS	
	(mm)		(mm)
Overall Length	2971.8	Overall Length	3302.0
Contour Length	2794.0	Rubber Cutback #1**	203.2
Eccentricity	5.74	Rubber Cutback #2**	203.2
Major Diameter	101.09	Tube O.D.	165.1
Head Diameter	88.90	Tube I.D.	127.0
Weight (kg)	165	Weight (kg)	243
Material	17-4SS	Number of Stages	2.8
Thread Form**	2 3/8 API REG		

*Pending production measurements

** Alternate or custom thread forms and cutbacks are available upon request

PERFORMANCE SPECIFICATIONS						
			NBR-1A	XR	HR	XP
Torque Slope	1.562 Nm/kPa	Max. Diff. Press. (kPa)	2896		4344	4826
Flow Range	568 to 1514 Litre/min	Max. Torque (Nm)	4528		6793	7538
RPG	0.088 rev/litre	Stall Diff. Press. (kPa)	4344		6550	7239
Speed Range	50 to 133 RPM	Stall Torque (Nm)	6793		10182	11308
Off Bottom Press.	490 kPa	Max. Recommended (kW)	54		81	90
		kPa Per Stage	1034		1551	1724
		kPa Per Cavity	186		283	310
		Temperature Slope (mm/°C)	0.0161		0.0128	0.0128



Operating a power section above the maximum recommended differential pressure will reduce stator life. Performance curves are for reference only. Actual power section performance may vary depending on the down hole temperature and rotor/stator fit. Performance data are subject to change without notice. Power calculation is based on maximum RPM and full torque. Stator sizes subject to change without notice.