



## POWER SECTION

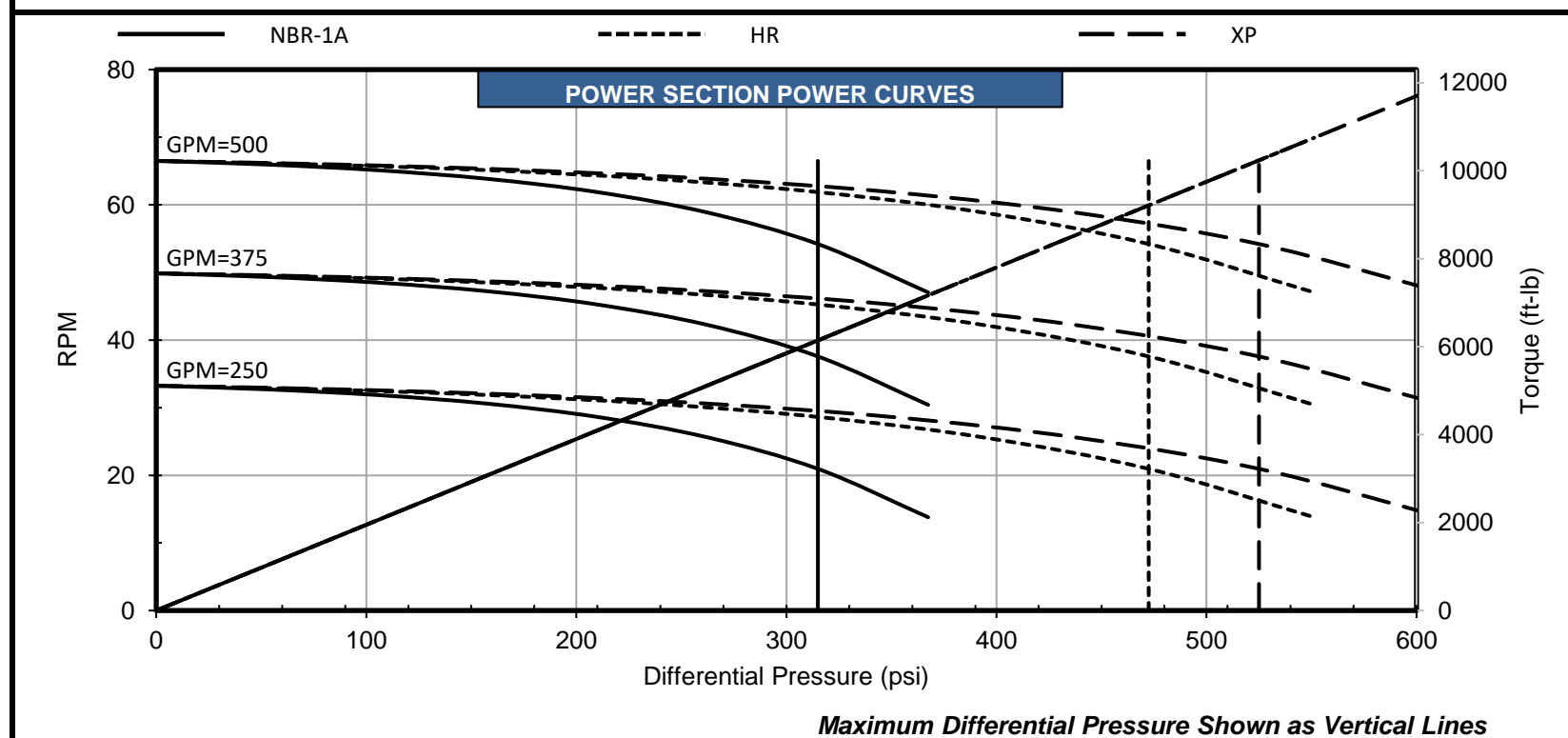
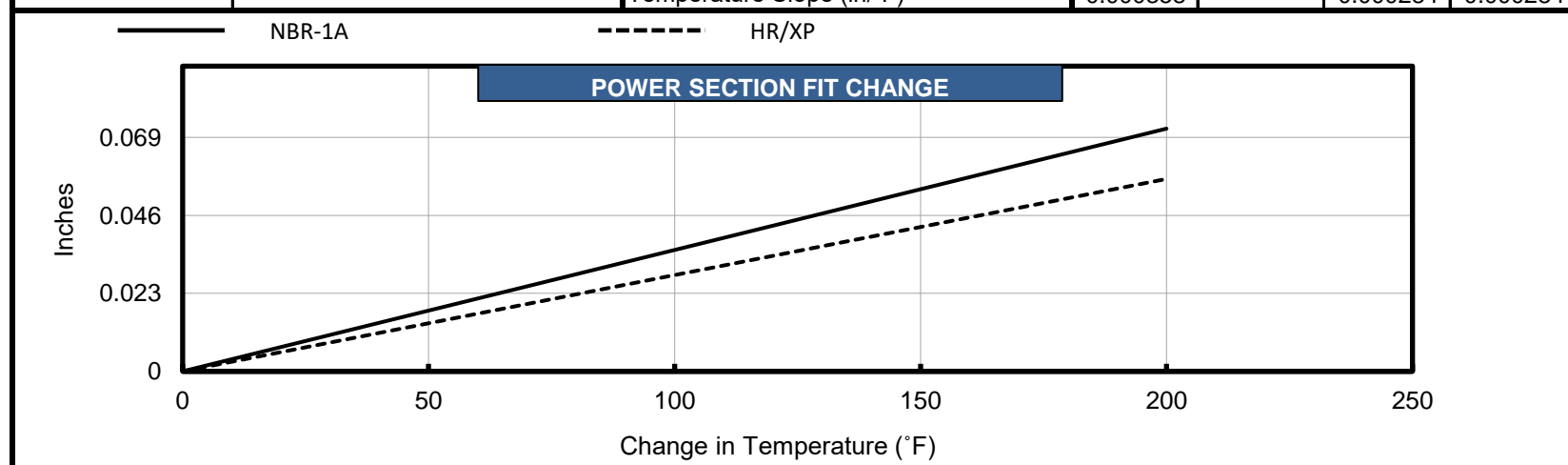
FIT INFORMATION - MINOR DIAMETER (in)				
Stator Size	NBR-1A	DynaPower		
		XR	HR	XP
1 Undersize			3.790	3.790*
Standard	3.812		3.819	3.819*
1 Oversize	3.829			
2 Oversize				
Nominal Fit at 75°F				
1 Undersize			0.027	0.027*
Standard	0.006		-0.002	-0.002*
1 Oversize	-0.012			
2 Oversize				

ROTOR SPECIFICATIONS		STATOR SPECIFICATIONS	
	(in)		(in)
Overall Length	221.0	Overall Length	230.0
Contour Length	213.0	Rubber Cutback #1**	9.0
Eccentricity	0.224	Rubber Cutback #2**	9.0
Major Diameter	4.265	Tube O.D.	6.75
Head Diameter	4.000	Tube I.D.	5.31
Weight (lb)	655	Weight (lb)	1001
Material	17-4SS	Number of Stages	2.1
Thread Form**	2 7/8 API REG		

\*Pending production measurements

\*\* Alternate or custom thread forms and cutbacks are available upon request

PERFORMANCE SPECIFICATIONS						
			NBR-1A	XR	HR	XP
Torque Slope	19.500 ft-lb/psi	Max. Diff. Press. (psi)	320		470	530
Flow Range	250 to 500 GPM	Max. Torque (ft-lb)	6140		9210	10240
RPG	0.133 rev/gal	Stall Diff. Press. (psi)	470		710	790
Speed Range	33 to 67 RPM	Stall Torque (ft-lb)	9210		13820	15360
Off Bottom Press.	62 psi	Max. Recommended (HP)	63		95	106
		PSI Per Stage	150		225	250
		PSI Per Cavity	32		48	54
		Temperature Slope (in/°F)	0.000358		0.000284	0.000284



Operating a power section above the maximum recommended differential pressure will reduce stator life. Performance curves are for reference only. Actual power section performance may vary depending on the down hole temperature and rotor/stator fit. Performance data are subject to change without notice. Power calculation is based on maximum RPM and full torque. Stator sizes subject to change without notice.



## POWER SECTION

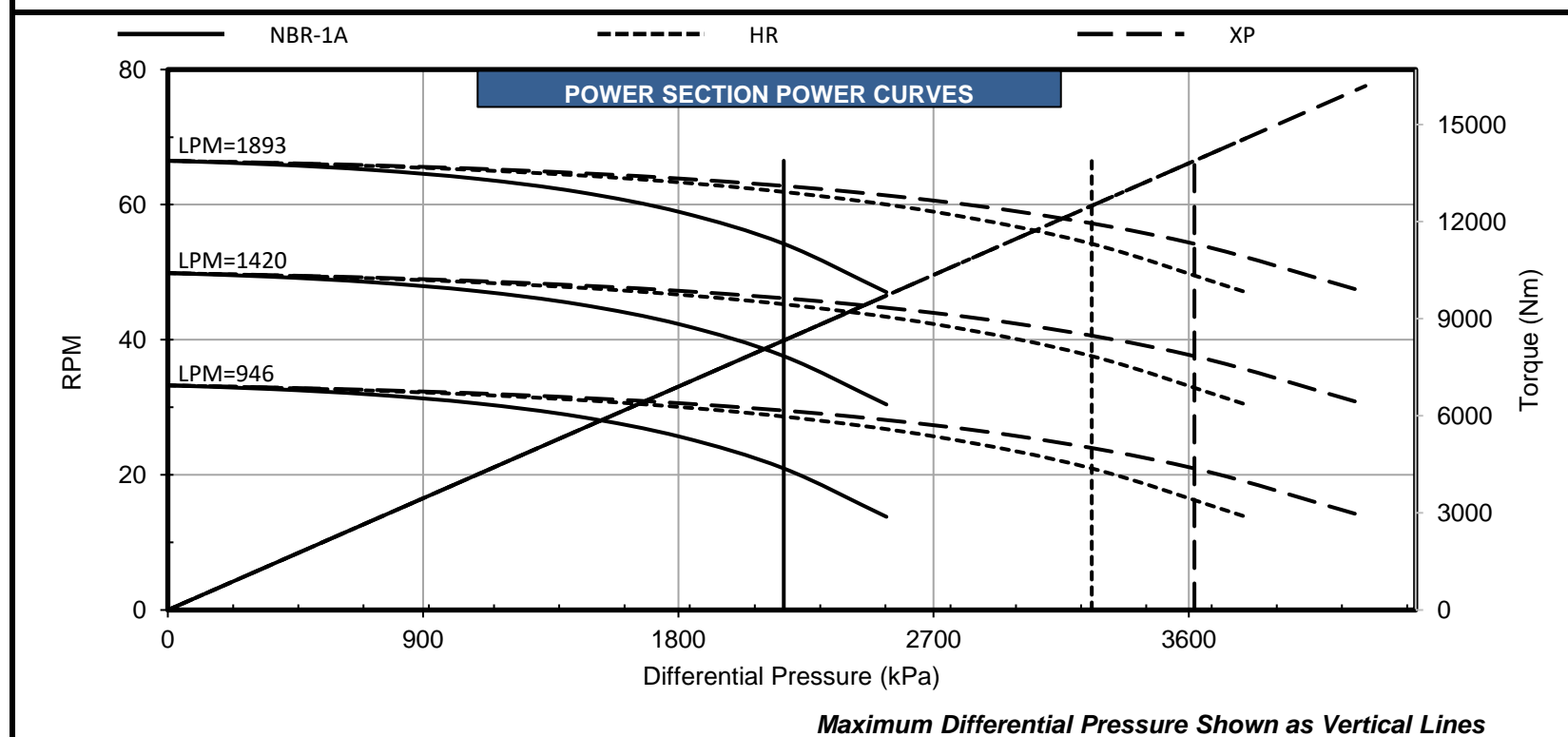
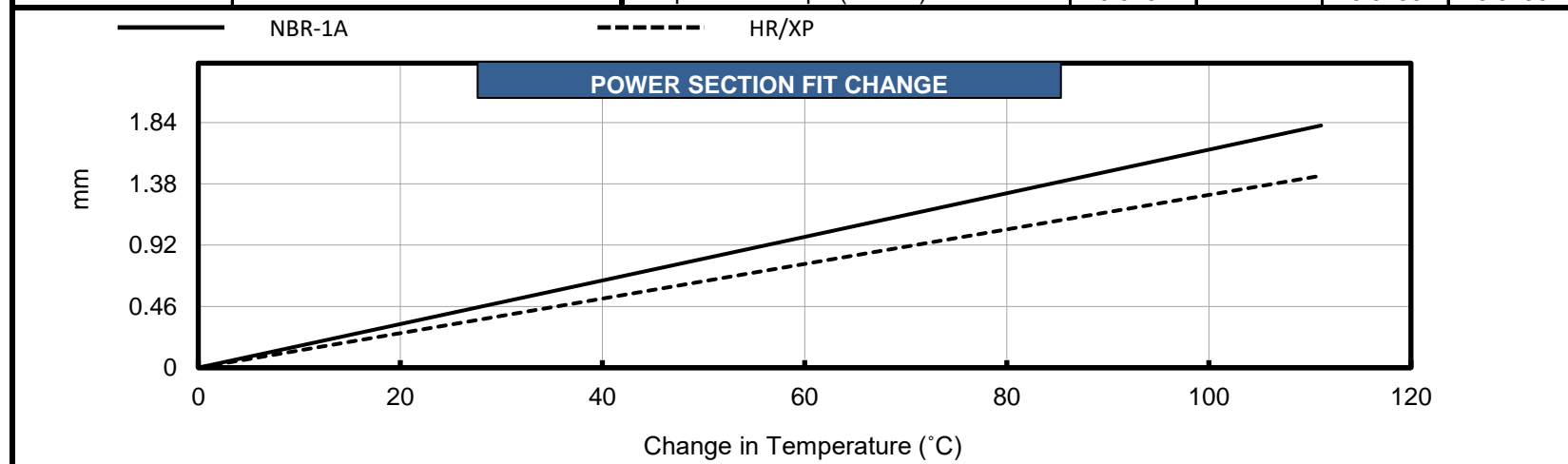
FIT INFORMATION - MINOR DIAMETER (mm)				
Stator Size	NBR-1A	DynaPower		
		XR	HR	XP
1 Undersize			96.27	96.27*
Standard	96.82		97.00	97.00*
1 Oversize	97.26			
2 Oversize				
Nominal Fit at 75°F				
1 Undersize			0.69	0.69*
Standard	0.15		-0.05	-0.05*
1 Oversize	-0.30			
2 Oversize				

ROTOR SPECIFICATIONS		STATOR SPECIFICATIONS	
	(mm)		(mm)
Overall Length	5613.4	Overall Length	5842.0
Contour Length	5410.2	Rubber Cutback #1**	228.6
Eccentricity	5.68	Rubber Cutback #2**	228.6
Major Diameter	108.33	Tube O.D.	171.5
Head Diameter	101.60	Tube I.D.	134.9
Weight (kg)	297	Weight (kg)	454
Material	17-4SS	Number of Stages	2.1
Thread Form**	2 7/8 API REG		

\*Pending production measurements

\*\* Alternate or custom thread forms and cutbacks are available upon request

PERFORMANCE SPECIFICATIONS					
		NBR-1A	XR	HR	XP
Torque Slope	3.835 Nm/kPa	2206		3241	3654
Flow Range	946 to 1893 Litre/min	8325		12487	13884
RPG	0.035 rev/litre	3241		4895	5447
Speed Range	33 to 67 RPM	12487		18737	20825
Off Bottom Press.	427 kPa	47		71	79
		kPa Per Stage	1034	1551	1724
		kPa Per Cavity	221	331	372
		Temperature Slope (mm/°C)	0.0164	0.0130	0.0130



Operating a power section above the maximum recommended differential pressure will reduce stator life. Performance curves are for reference only. Actual power section performance may vary depending on the down hole temperature and rotor/stator fit. Performance data are subject to change without notice. Power calculation is based on maximum RPM and full torque. Stator sizes subject to change without notice.