

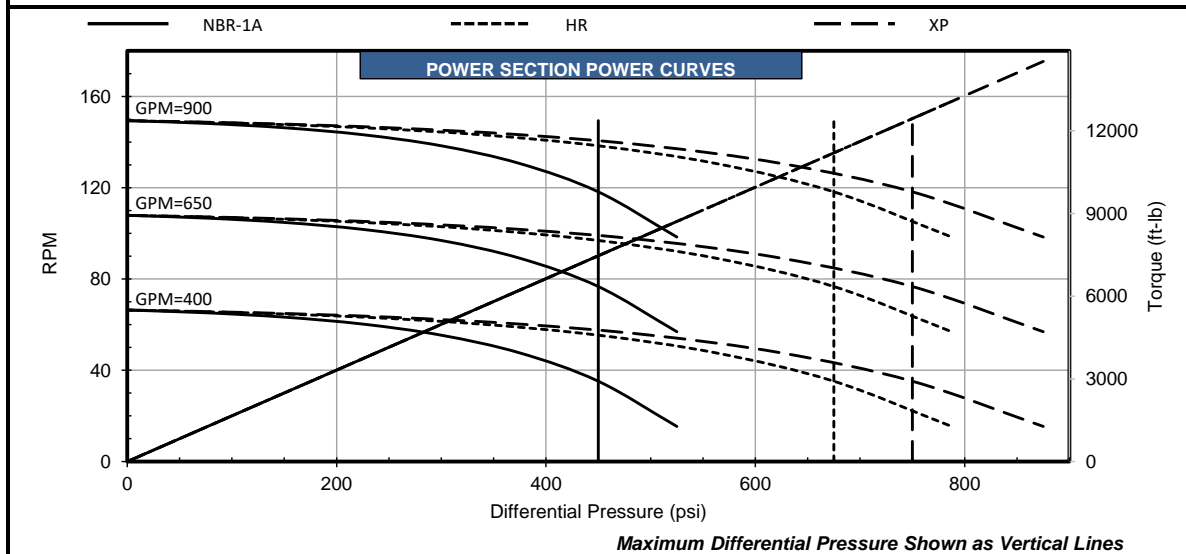
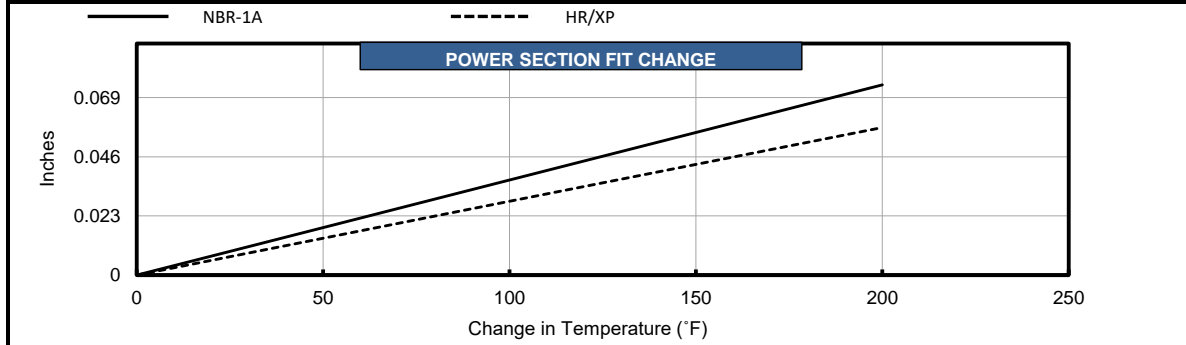
## POWER SECTION

FIT INFORMATION - MINOR DIAMETER (in)				
Stator Size	DynaPower			
	NBR-1A	XR	HR	XP
1 Undersize				
Standard	4.585		4.596	4.596
1 Oversize	4.606			
2 Oversize				
Nominal Fit at 75°F				
1 Undersize				
Standard	0.015		0.004	0.004
1 Oversize	-0.006			
2 Oversize				

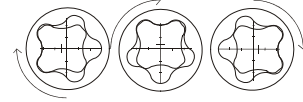
ROTOR SPECIFICATIONS		STATOR SPECIFICATIONS	
	(in)		(in)
Overall Length	153.0	Overall Length	160.0
Contour Length	145.0	Rubber Cutback #1**	8.0
Eccentricity	0.293	Rubber Cutback #2**	8.0
Major Diameter	5.186	Tube O.D.	8.00
Head Diameter	4.750	Tube I.D.	6.25
Weight (lb)	693	Weight (lb)	948
Material	17-4SS	Number of Stages	3.0
Thread Form**	3 1/2 API IF		

\*\* Alternate or custom thread forms and cutbacks are available upon request

PERFORMANCE SPECIFICATIONS						
			NBR-1A	XR	HR	XP
Torque Slope	16.589 ft-lb/psi	Max. Diff. Press. (psi)	450		680	750
Flow Range	400 to 900 GPM	Max. Torque (ft-lb)	7470		11200	12440
RPG	0.166 rev/gal	Stall Diff. Press. (psi)	680		1010	1130
Speed Range	66 to 149 RPM	Stall Torque (ft-lb)	11200		16800	18660
Off Bottom Press.	112 psi	Max. Recommended (HP)	168		252	280
		PSI Per Stage	150		225	250
		PSI Per Cavity	26		40	44
		Temperature Slope (in/°F)	0.000370		0.000287	0.000287



Operating a power section above the maximum recommended differential pressure will reduce stator life. Performance curves are for reference only. Actual power section performance may vary depending on the down hole temperature and rotor/stator fit. Performance data are subject to change without notice. Power calculation is based on maximum RPM and full torque. Stator sizes subject to change without notice.



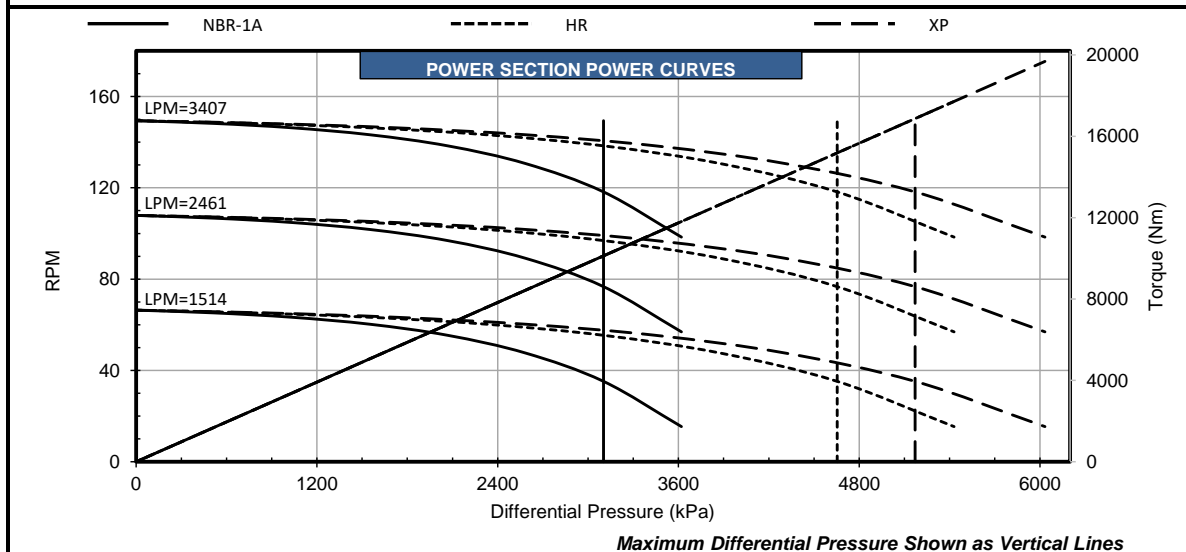
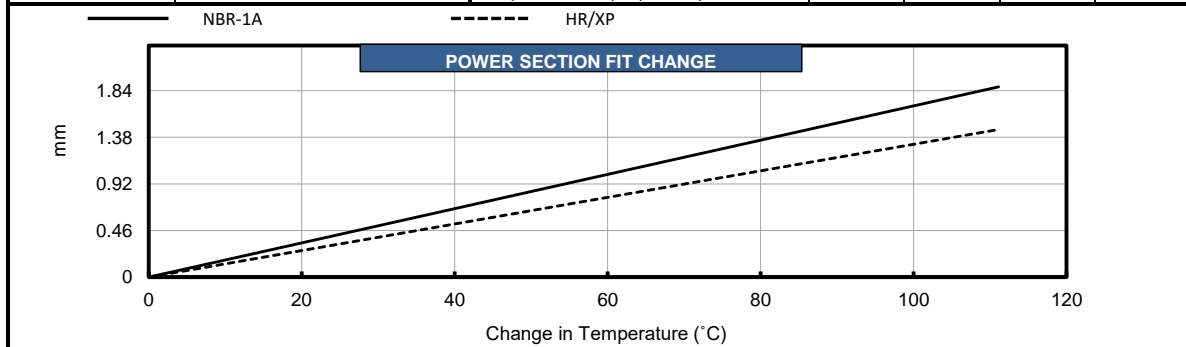
## POWER SECTION

FIT INFORMATION - MINOR DIAMETER (mm)				
Stator Size	NBR-1A	DynaPower		
		XR	HR	XP
1 Undersize				
Standard	116.46		116.74	116.74
1 Oversize	116.99			
2 Oversize				
Nominal Fit at 75°F				
1 Undersize				
Standard	0.38		0.10	0.10
1 Oversize	-0.15			
2 Oversize				

ROTOR SPECIFICATIONS		STATOR SPECIFICATIONS	
	(mm)		(mm)
Overall Length	3886.2	Overall Length	4064.0
Contour Length	3683.0	Rubber Cutback #1**	203.2
Eccentricity	7.44	Rubber Cutback #2**	203.2
Major Diameter	131.72	Tube O.D.	203.2
Head Diameter	120.65	Tube I.D.	158.8
Weight (kg)	314	Weight (kg)	430
Material	17-4SS	Number of Stages	3.0
Thread Form**	3 1/2 API IF		

\*\* Alternate or custom thread forms and cutbacks are available upon request

PERFORMANCE SPECIFICATIONS						
			NBR-1A	XR	HR	XP
Torque Slope	3.262 Nm/kPa	Max. Diff. Press. (kPa)	3103		4688	5171
Flow Range	1514 to 3407 Litre/min	Max. Torque (Nm)	10128		15185	16866
RPG	0.044 rev/litre	Stall Diff. Press. (kPa)	4688		6964	7791
Speed Range	66 to 149 RPM	Stall Torque (Nm)	15185		22778	25300
Off Bottom Press.	772 kPa	Max. Recommended (kW)	125		188	209
		kPa Per Stage	1034		1551	1724
		kPa Per Cavity	179		276	303
		Temperature Slope (mm/°C)	0.0169		0.0131	0.0131



Operating a power section above the maximum recommended differential pressure will reduce stator life. Performance curves are for reference only. Actual power section performance may vary depending on the down hole temperature and rotor/stator fit. Performance data are subject to change without notice. Power calculation is based on maximum RPM and full torque. Stator sizes subject to change without notice.