

POWER SECTION

FIT INFORMATION - MINOR DIAMETER (in)				
Stator Size	NBR-1A	DynaPower		
		XR	HR	XP
1 Undersize			5.523*	5.523*
Standard	5.535		5.542	5.542*
1 Oversize	5.555		5.558	5.558*
2 Oversize	5.572			
Nominal Fit at 75°F				
1 Undersize			0.026*	0.026*
Standard	0.014		0.007	0.007*
1 Oversize	-0.006		-0.009	-0.009*
2 Oversize	-0.023			

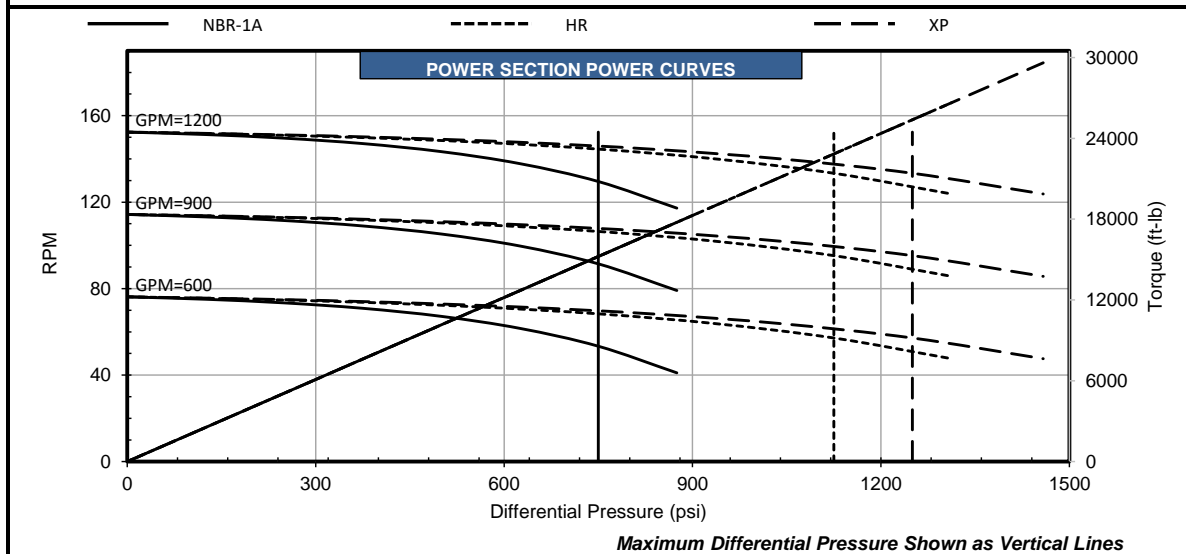
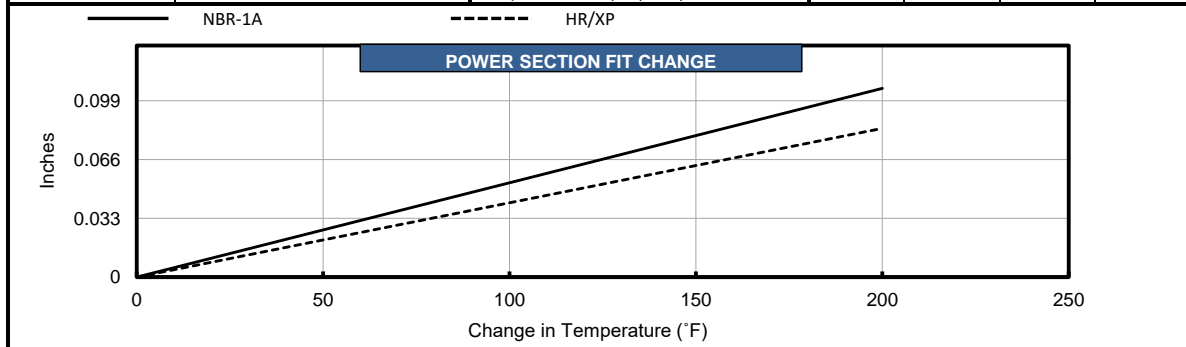
ROTOR SPECIFICATIONS		STATOR SPECIFICATIONS	
Overall Length** (in)	202.0	Overall Length (in)	218.0
Contour Length** (in)	194.4	Cutback #1** (in)	8.0
Eccentricity (in)	0.428	Cutback #2** (in)	8.0
Major Diameter (in)	6.405	Tube O.D. (in)	9.63
Weight (lb)	1150	Tube I.D. (in)	7.88
Head Diameter*** (in)	5.50	Weight (lb)	1640
Material**	17-4SS		
Thread Form***	4 API FH		

**Representative options given. Verify specific requirements before placing order.

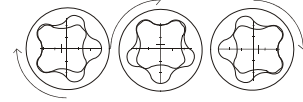
***Customer specified

*Pending production measurements

PERFORMANCE SPECIFICATIONS						
			NBR-1A	XR	HR	XP
Torque Slope	20.305 ft-lb/psi	Max. Diff. Press. (psi)	750		1130	1250
Flow Range	600 to 1200 GPM	Max. Torque (ft-lb)	15230		22840	25380
RPG	0.127 rev/gal	Stall Diff. Press. (psi)	1130		1690	1880
Speed Range	76 to 152 RPM	Stall Torque (ft-lb)	22840		34260	38070
Off Bottom Press.	178 psi	Max. Recommended (HP)	376		580	645
		PSI Per Stage	150		225	250
		PSI Per Cavity	26		39	43
		Temperature Slope (in/°F)	0.000530		0.000418	0.000418



Performance characteristics are estimates based on nominal conditions and are for reference only. Actual performance may be affected by rotor/stator fit, temperature, and other operating conditions. The torque may exceed the capacity of connected components and threads. Operating above the recommended limits of either the power section or connected components may reduce product life and result in damage to the power section and connected components. Data is subject to change without notice.



POWER SECTION

FIT INFORMATION - MINOR DIAMETER (mm)				
Stator Size	NBR-1A	DynaPower		
		XR	HR	XP
1 Undersize			140.28*	140.28*
Standard	140.59		140.77	140.77*
1 Oversize	141.10		141.17	141.17*
2 Oversize	141.53			
Nominal Fit at 75°F				
1 Undersize			0.66*	0.66*
Standard	0.36		0.18	0.18*
1 Oversize	-0.15		-0.23	-0.23*
2 Oversize	-0.58			

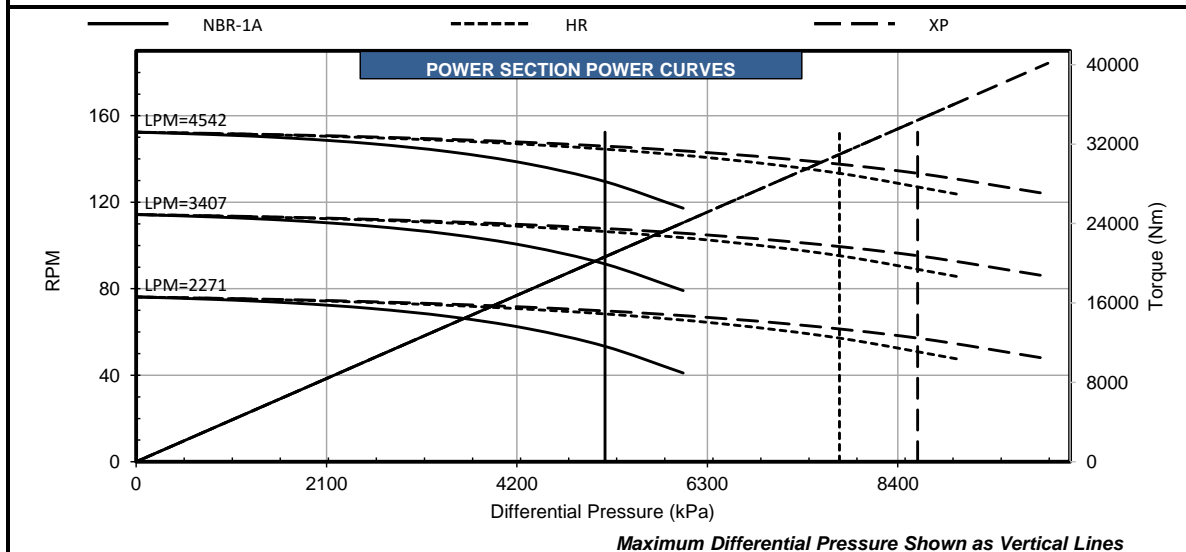
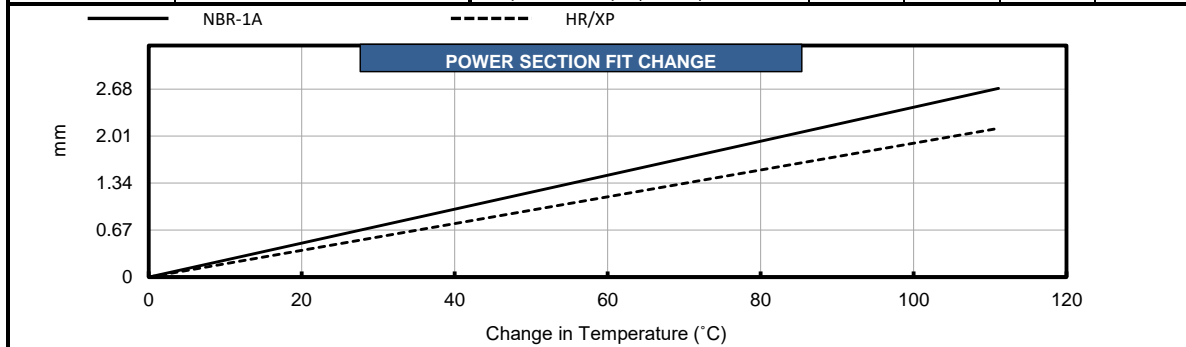
*Pending production measurements

ROTOR SPECIFICATIONS		STATOR SPECIFICATIONS	
Overall Length** (mm)	5130.8	Overall Length (mm)	5537.2
Contour Length** (mm)	4937.8	Cutback #1** (mm)	203.2
Eccentricity (mm)	10.87	Cutback #2** (mm)	203.2
Major Diameter (mm)	162.69	Tube O.D. (mm)	244.6
Weight (kg)	522	Tube I.D. (mm)	200.2
Head Diameter*** (mm)	139.70	Weight (kg)	744
Material**	17-4SS		
Thread Form***	4 API FH		

**Representative options given. Verify specific requirements before placing order.

***Customer specified

PERFORMANCE SPECIFICATIONS						
			NBR-1A	XR	HR	XP
Torque Slope	3.993 Nm/kPa	Max. Diff. Press. (kPa)	5171		7791	8618
Flow Range	2271 to 4542 Litre/min	Max. Torque (Nm)	20649		30967	34411
RPG	0.034 rev/litre	Stall Diff. Press. (kPa)	7791		11652	12962
Speed Range	76 to 152 RPM	Stall Torque (Nm)	30967		46450	51616
Off Bottom Press.	1227 kPa	Max. Recommended (kW)	280		433	481
		kPa Per Stage	1034		1551	1724
		kPa Per Cavity	179		269	296
		Temperature Slope (mm/°C)	0.0242		0.0191	0.0191



Performance characteristics are estimates based on nominal conditions and are for reference only. Actual performance may be affected by rotor/stator fit, temperature, and other operating conditions. The torque may exceed the capacity of connected components and threads. Operating above the recommended limits of either the power section or connected components may reduce product life and result in damage to the power section and connected components. Data is subject to change without notice.