

POWER SECTION

FIT INFORMATION - MINOR DIAMETER (in)				
Stator Size	DynaPower			
	HR	XR	XP	XE
1 Undersize	2.840*		2.840*	2.840*
Standard	2.849		2.849*	2.849*
1 Oversize	2.859		2.859*	2.859*
2 Oversize				
Nominal Fit at 75°F				
1 Undersize	0.010*		0.010*	0.010*
Standard	0.000		0.000*	0.000*
1 Oversize	-0.010		-0.010*	-0.010*
2 Oversize				

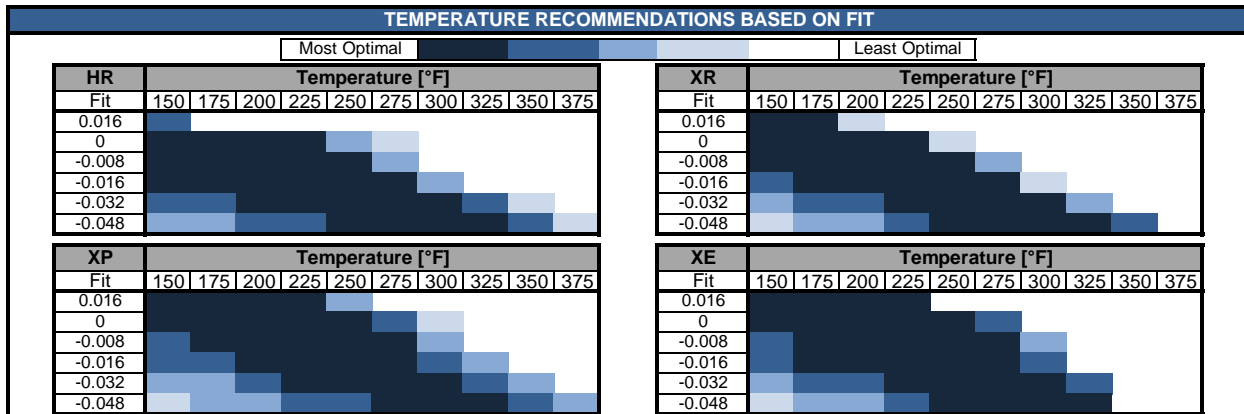
*Pending production measurements

ROTOR SPECIFICATIONS		STATOR SPECIFICATIONS	
Overall Length** (in)	273.0	Overall Length (in)	280.0
Contour Length** (in)	266.0	Cutback #1** (in)	8.0
Eccentricity (in)	0.223	Cutback #2** (in)	8.0
Major Diameter (in)	3.295	Tube O.D. (in)	5.25
Weight (lb)	490	Tube I.D. (in)	4.00
Head Diameter*** (in)	3.42	Weight (lb)	683
Material**	145 KSI 17-4SS		
Thread	BLANK		
Form***			

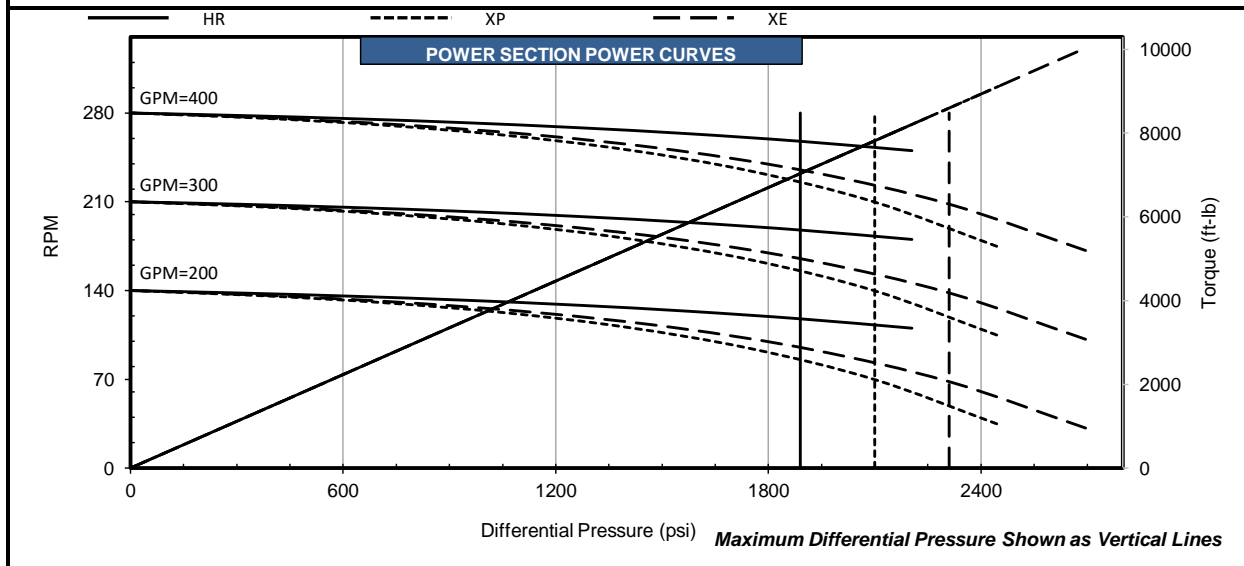
**Representative options given. Verify specific requirements before placing order.

***Customer specified

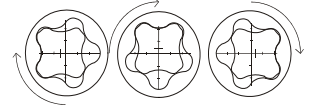
PERFORMANCE SPECIFICATIONS					
		HR	XR	XP	XE
Torque Slope	3.723 ft-lb/psi				
Flow Range	200 to 400 GPM				
RPG	0.700 rev/gal				
Speed Range	140 to 280 RPM				
Off Bottom Press.	143 psi				
		Max. Diff. Press. (psi)	1890	2100	2310
		Max. Torque (ft-lb)	7040	7820	8600
		Stall Diff. Press. (psi)	2840	3150	3470
		Stall Torque (ft-lb)	10550	11730	12900
		Max. Recommended (HP)	345	312	341
		PSI Per Stage	225	250	275
		PSI Per Cavity	42	46	51
		Temperature Slope (in/°F)	0.000256	0.000256	0.000271



Fit / temperature guidance assumes run conditions and mud compatibility effects from global data analysis at max flow and [recommended differential pressure](#) for maximum life.



Performance characteristics are estimates based on nominal conditions and are for reference only. Actual performance may be affected by rotor/stator fit, temperature, and other operating conditions. The torque may exceed the capacity of connected components and threads. Operating above the recommended limits of either the power section or connected components may reduce product life and result in damage to the power section and connected components. Data is subject to change without notice.



POWER SECTION

FIT INFORMATION - MINOR DIAMETER (mm)				
Stator Size	DynaPower			
	HR	XR	XP	XE
1 Undersize	72.14*		72.14*	72.14*
Standard	72.36		72.36*	72.36*
1 Oversize	72.62		72.62*	72.62*
2 Oversize				
Nominal Fit at 75°F				
1 Undersize	0.25*		0.25*	0.25*
Standard	0.00		0.00*	0.00*
1 Oversize	-0.25		-0.25*	-0.25*
2 Oversize				

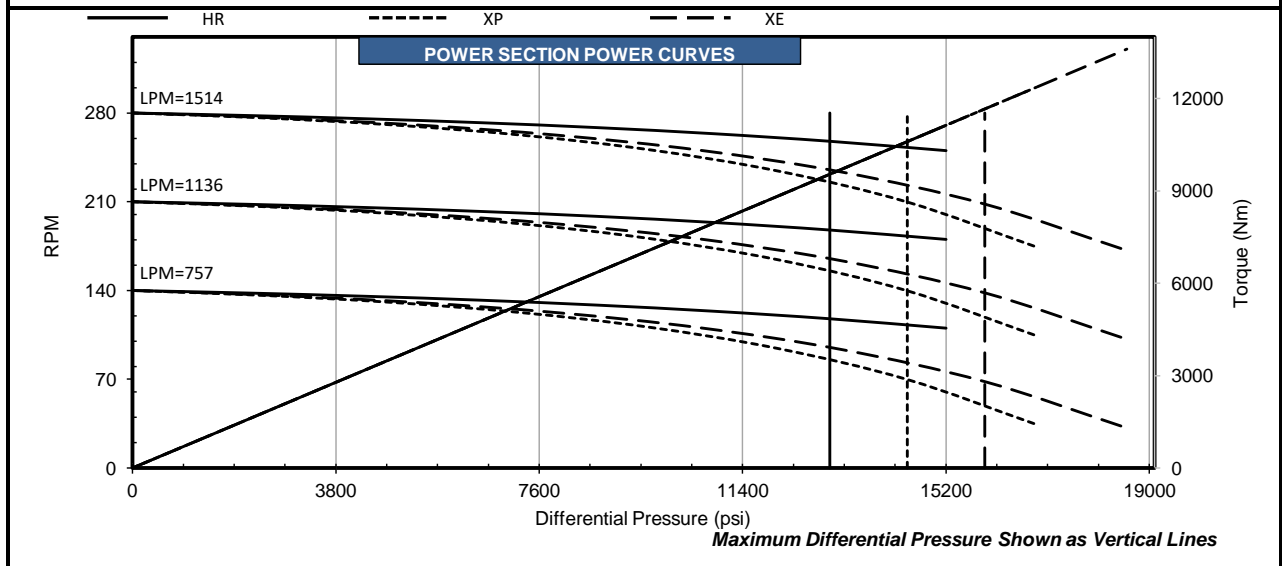
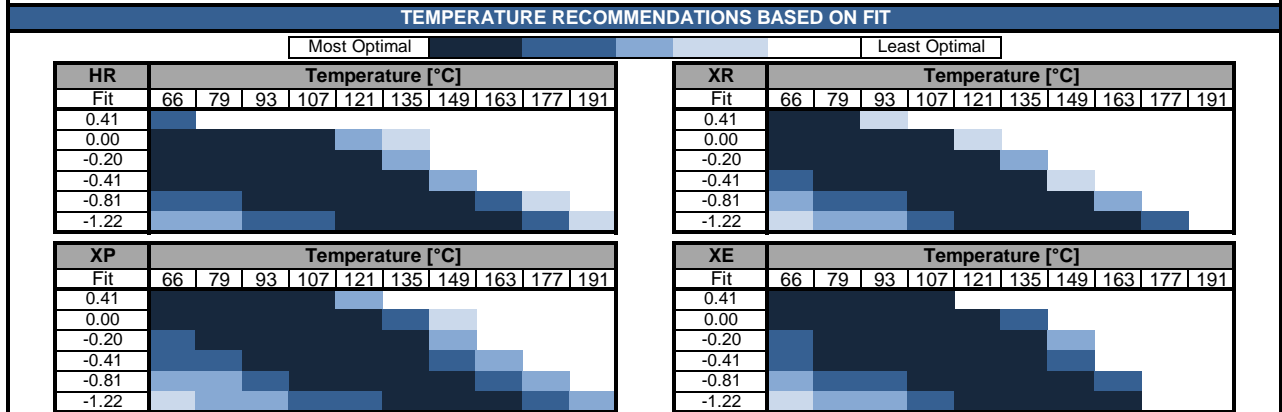
*Pending production measurements

ROTOR SPECIFICATIONS		STATOR SPECIFICATIONS	
Overall Length** (mm)	6934.2	Overall Length (mm)	7112.0
Contour Length** (mm)	6756.4	Cutback #1** (mm)	203.2
Eccentricity (mm)	5.66	Cutback #2** (mm)	203.2
Major Diameter (mm)	83.69	Tube O.D. (mm)	133.4
Weight (kg)	222	Tube I.D. (mm)	101.6
Head Diameter*** (mm)	86.87	Weight (kg)	310
Material**	145 KSI 17-4SS		
Thread Form***	BLANK		

**Representative options given. Verify specific requirements before placing order.

***Customer specified

PERFORMANCE SPECIFICATIONS					
		HR	XR	XP	XE
Torque Slope	0.732 Nm/kPa				
Flow Range	757 to 1514 Litre/min				
RPG	0.185 rev/litre				
Speed Range	140 to 280 RPM				
Off Bottom Press.	986 kPa				
		Max. Diff. Press. (kPa)	13031	14479	15927
		Max. Torque (Nm)	9545	10602	11660
		Stall Diff. Press. (kPa)	19581	21718	23925
		Stall Torque (Nm)	14304	15904	17490
		Max. Recommended (kW)	258	233	254
		kPa Per Stage	1551	1724	1896
		kPa Per Cavity	290	317	352
		Temperature Slope (mm/°C)	0.0117	0.0117	0.0124



Performance characteristics are estimates based on nominal conditions and are for reference only. Actual performance may be affected by rotor/stator fit, temperature, and other operating conditions. The torque may exceed the capacity of connected components and threads. Operating above the recommended limits of either the power section or connected components may reduce product life and result in damage to the power section and connected components. Data is subject to change without notice.