

## POWER SECTION

FIT INFORMATION - MINOR DIAMETER (in)				
Stator Size	DynaPower			
	HR	XR	XP	XE
1 Undersize				
Standard	4.333	4.333*	4.333	4.333*
1 Oversize	4.351*	4.351*	4.344	4.348
2 Oversize	4.363*		4.363*	4.363*
Nominal Fit at 75°F				
1 Undersize				
Standard	0.000	0.000*	0.000	0.000*
1 Oversize	-0.018*	-0.018*	-0.011	-0.015
2 Oversize	-0.030*		-0.030*	-0.030*

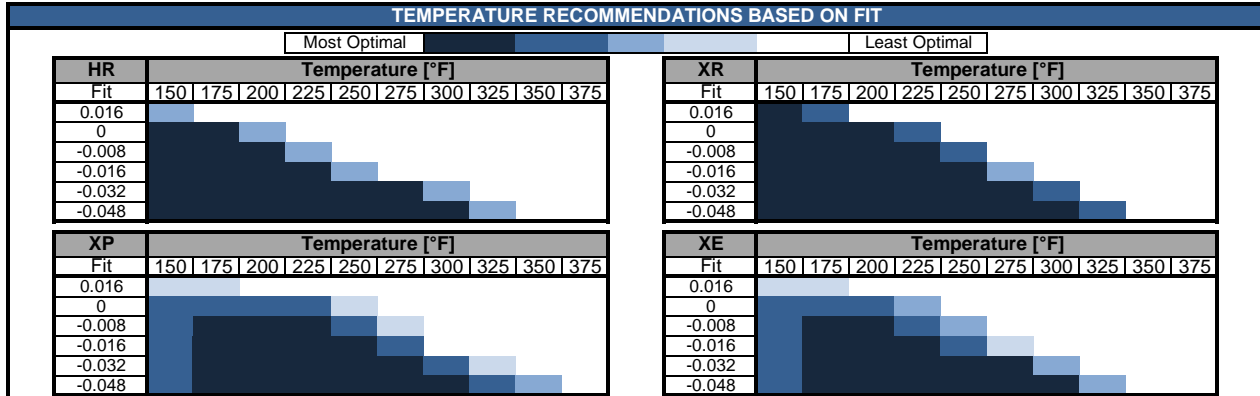
\*Pending production measurements

ROTOR SPECIFICATIONS		STATOR SPECIFICATIONS	
Overall Length** (in)	293.0	Overall Length (in)	300.0
Contour Length** (in)	286.0	Cutback #1** (in)	8.0
Eccentricity (in)	0.292	Cutback #2** (in)	8.0
Major Diameter (in)	4.917	Tube O.D. (in)	7.00
Weight (lb)	1193	Tube I.D. (in)	5.75
Head Diameter*** (in)	5.00	Weight (lb)	995
Material**	145 KSI 17-4SS		
Thread			
Form***	BLANK		

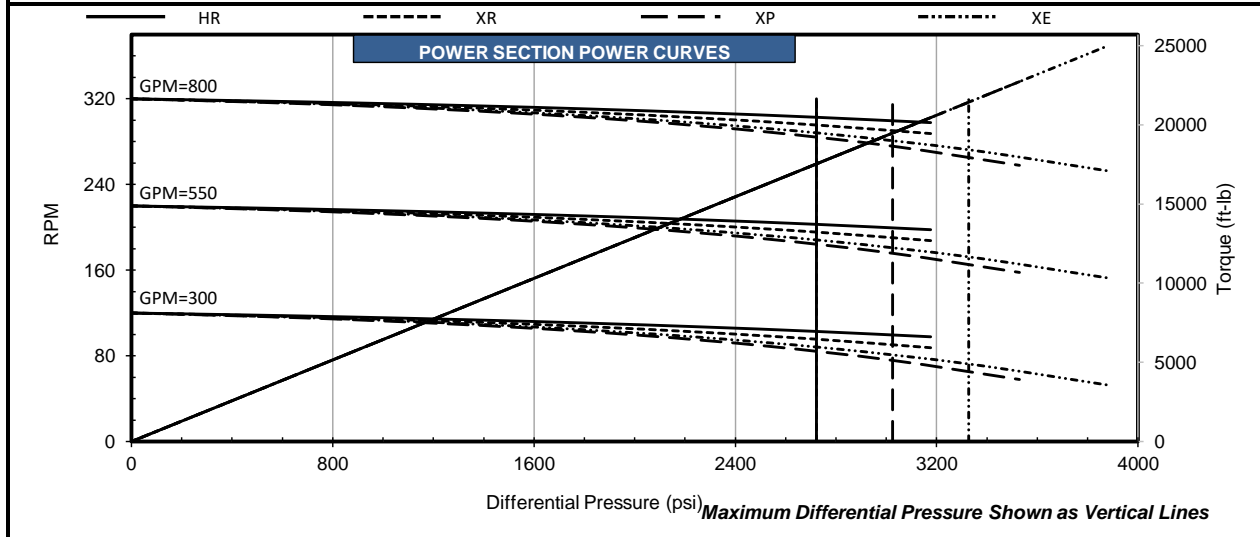
\*\*Representative options given. Verify specific requirements before placing order.

\*\*\*Customer specified

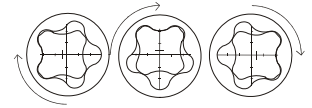
PERFORMANCE SPECIFICATIONS					
		HR	XR	XP	XE
Torque Slope	6.440 ft-lb/psi	2720	2720	3030	3330
Flow Range	300 to 800 GPM	17530	17530	19480	21430
RPG	0.400 rev/gal	4080	4080	4540	4990
Speed Range	120 to 320 RPM	26300	26300	29220	32140
Off Bottom Press.	233 psi	1011	987	1023	1112
		225	225	250	275
		35	35	38	42
	Temperature Slope (in/F)	0.000298	0.000274	0.000298	0.000315



Fit / temperature guidance assumes run conditions and mud compatibility effects from global data analysis at max flow and recommended differential pressure for maximum life.



Performance characteristics are estimates based on nominal conditions and are for reference only. Actual performance may be affected by rotor/stator fit, temperature, and other operating conditions. The torque may exceed the capacity of connected components and threads. Operating above the recommended limits of either the power section or connected components may reduce product life and result in damage to the power section and connected components. Data is subject to change without notice.



## POWER SECTION

FIT INFORMATION - MINOR DIAMETER (mm)				
Stator Size	DynaPower			
	HR	XR	XP	XE
1 Undersize				
Standard	110.06	110.06*	110.06	110.06*
1 Oversize	110.52*	110.52*	110.34	110.44
2 Oversize	110.82*		110.82*	110.82*
Nominal Fit at 75°F				
1 Undersize				
Standard	0.00	0.00*	0.00	0.00*
1 Oversize	-0.46*	-0.46*	-0.28	-0.38
2 Oversize	-0.76*		-0.76*	-0.76*

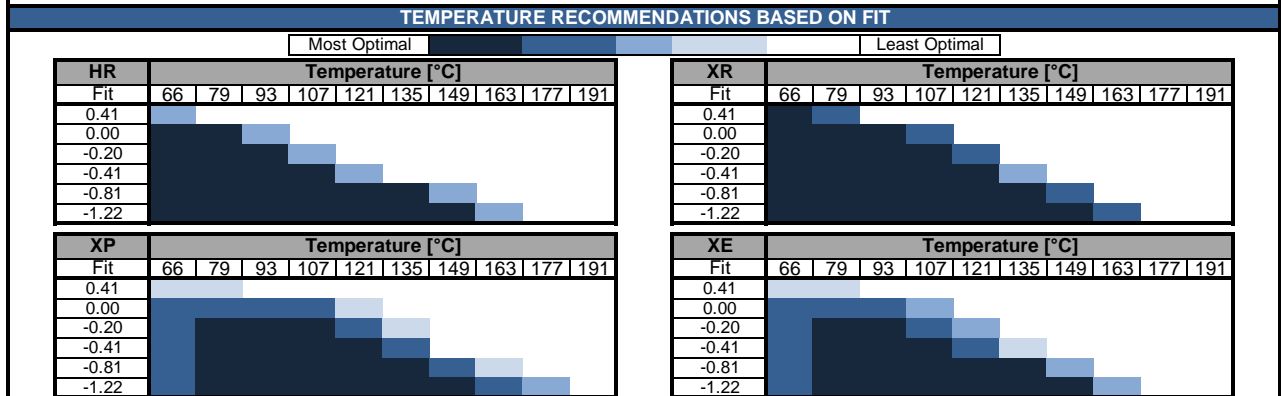
\*Pending production measurements

ROTOR SPECIFICATIONS		STATOR SPECIFICATIONS	
Overall Length** (mm)	7442.2	Overall Length (mm)	7620.0
Contour Length** (mm)	7264.4	Cutback #1** (mm)	203.2
Eccentricity (mm)	7.42	Cutback #2** (mm)	203.2
Major Diameter (mm)	124.89	Tube O.D. (mm)	177.8
Weight (kg)	541	Tube I.D. (mm)	146.1
Head Diameter*** (mm)	127.00	Weight (kg)	451
Material**	145 KSI 17-4SS		
Thread Form***	BLANK		

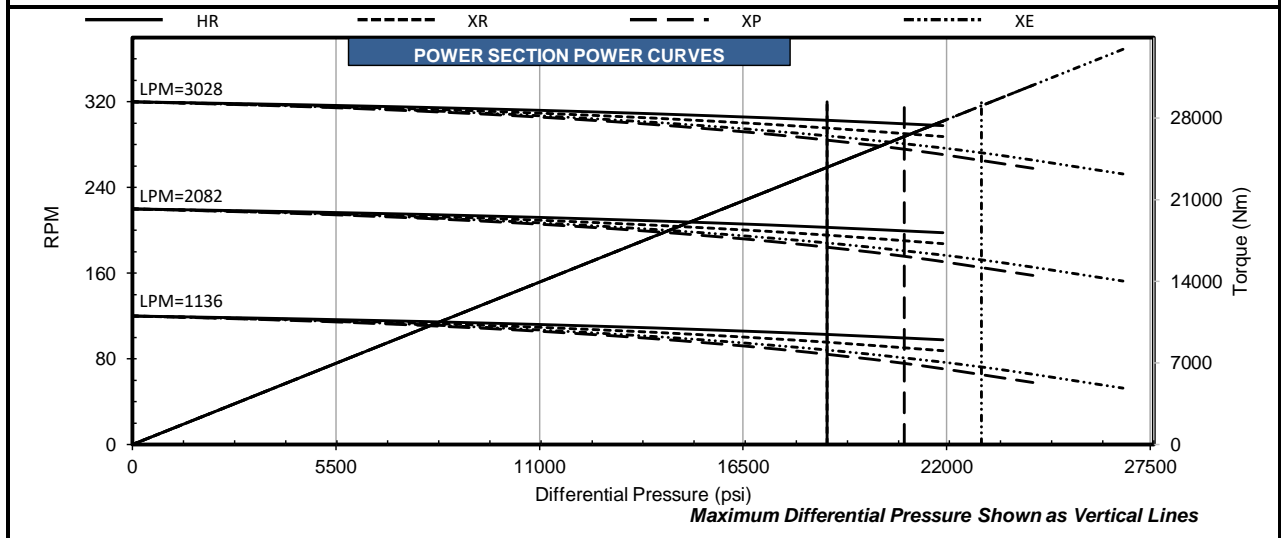
\*\*Representative options given. Verify specific requirements before placing order.

\*\*\*Customer specified

PERFORMANCE SPECIFICATIONS						
		HR	XR	XP	XE	
Torque Slope	1.266 Nm/kPa	18754	18754	20891	22960	
Flow Range	1136 to 3028 Litre/min	23767	23767	26411	29055	
RPG	0.106 rev/litre	28131	28131	31302	34405	
Speed Range	120 to 320 RPM	35658	35658	39617	43576	
Off Bottom Press.	1606 kPa	754	736	763	829	
		kPa Per Stage	1551	1551	1724	1896
		kPa Per Cavity	241	241	262	290
		Temperature Slope (mm/°C)	0.0136	0.0125	0.0136	0.0144



Fit / temperature guidance assumes run conditions and mud compatibility effects from global data analysis at max flow and recommended differential pressure for maximum life.



Performance characteristics are estimates based on nominal conditions and are for reference only. Actual performance may be affected by rotor/stator fit, temperature, and other operating conditions. The torque may exceed the capacity of connected components and threads. Operating above the recommended limits of either the power section or connected components may reduce product life and result in damage to the power section and connected components. Data is subject to change without notice.