

POWER SECTION

FIT INFORMATION - MINOR DIAMETER (in)				
Stator Size	DynaPower			
	HR	XR	XP	XE
1 Undersize	2.854*	2.863*	2.854*	2.854*
Standard	2.864	2.874*	2.868	2.864*
1 Oversize	2.875	2.883*	2.875*	2.875*
2 Oversize				
Nominal Fit at 75°F				
1 Undersize	0.010*	0.001*	0.010*	0.010*
Standard	0.000	-0.010*	-0.004	0.000*
1 Oversize	-0.011	-0.019*	-0.011*	-0.011*
2 Oversize				

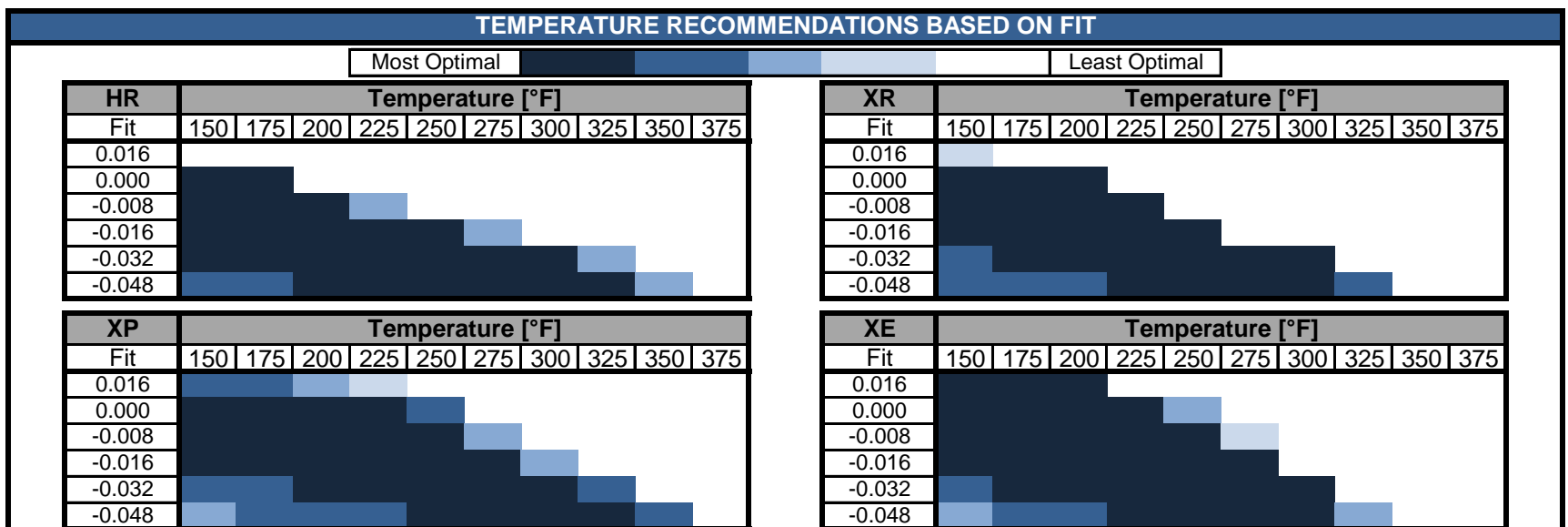
*Pending production measurements

ROTOR SPECIFICATIONS		STATOR SPECIFICATIONS	
Overall Length** (in)	265.0	Overall Length (in)	275.0
Contour Length** (in)	255.0	Cutback #1** (in)	8.0
Eccentricity (in)	0.217	Cutback #2** (in)	8.0
Major Diameter (in)	3.298	Tube O.D. (in)	5.00
Weight (lb)	464	Tube I.D. (in)	4.00
Head Diameter*** (in)	3.40	Weight (lb)	517
Material**	145 KSI 17-4SS		
Thread Form***	BLANK		

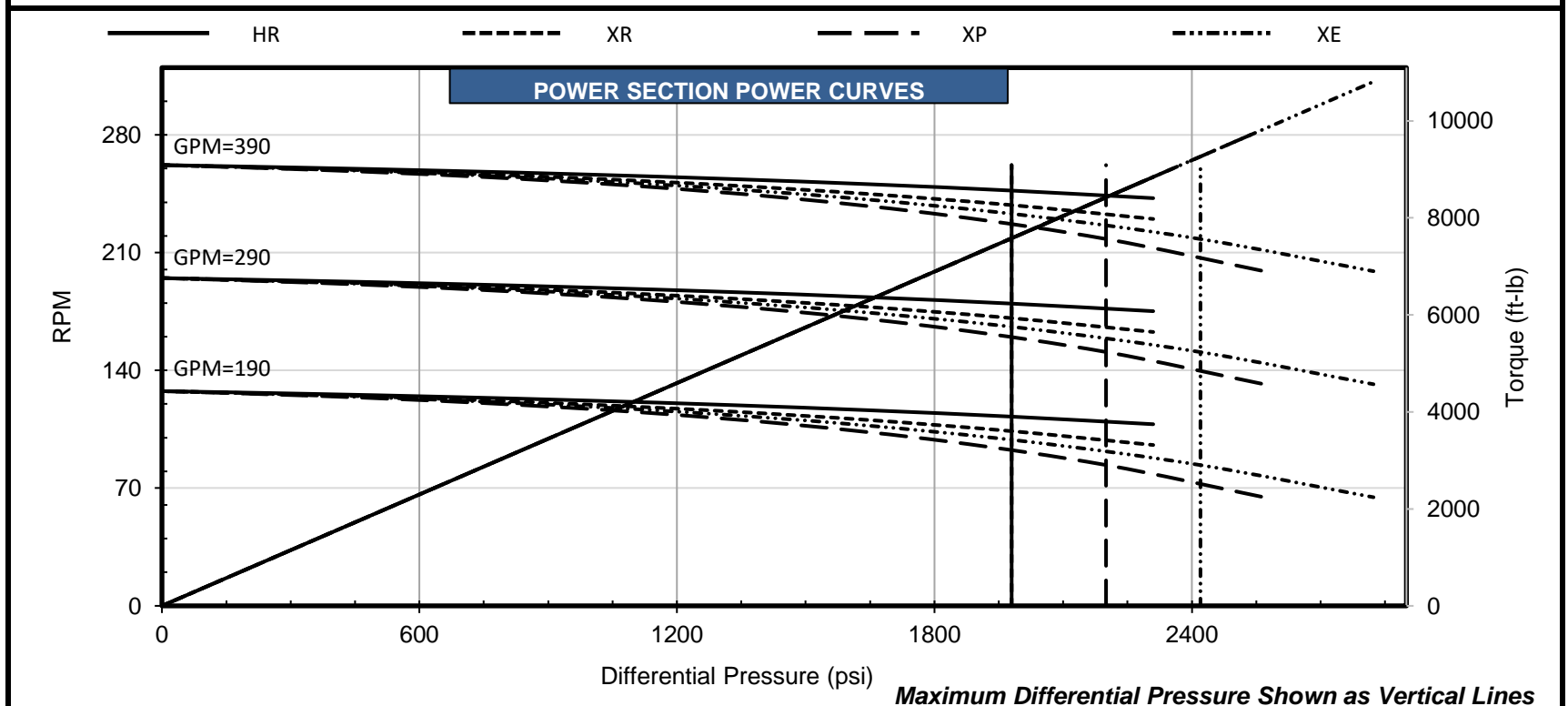
**Representative options given. Verify specific requirements before placing order.

***Customer specified

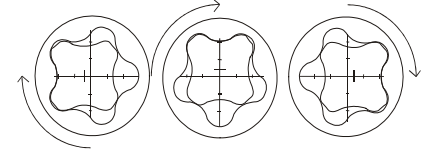
PERFORMANCE SPECIFICATIONS						
		HR	XR	XP	XE	
Torque Slope	3.829 ft-lb/psi					
Flow Range	190 to 390 GPM					
RPG	0.672 rev/gal					
Speed Range	128 to 262 RPM					
Off Bottom Press.	135 psi					
		Max. Diff. Press. (psi)	1980	1980	2200	2420
		Max. Torque (ft-lb)	7580	7580	8420	9270
		Stall Diff. Press. (psi)	2970	2970	3300	3630
		Stall Torque (ft-lb)	11370	11370	12640	13900
		Max. Recommended (HP)	356	344	350	385
		PSI Per Stage	225	225	250	275
		PSI Per Cavity	36	36	40	44
		Temperature Slope (in/°F)	0.000247	0.000236	0.000247	0.000267



Fit / temperature guidance assumes run conditions and mud compatibility effects from global data analysis at max flow and [recommended differential pressure](#) for maximum life.



Performance characteristics are estimates based on nominal conditions and are for reference only. Actual performance may be affected by rotor/stator fit, temperature, and other operating conditions. The torque may exceed the capacity of connected components and threads. Operating above the recommended limits of either the power section or connected components may reduce product life and result in damage to the power section and connected components. Data is subject to change without notice.



POWER SECTION

FIT INFORMATION - MINOR DIAMETER (mm)				
Stator Size	DynaPower			
	HR	XR	XP	XE
1 Undersize	72.49*	72.72*	72.49*	72.49*
Standard	72.75	73.00*	72.85	72.75*
1 Oversize	73.03	73.23*	73.03*	73.03*
2 Oversize				
Nominal Fit at 75°F				
1 Undersize	0.25*	0.03*	0.25*	0.25*
Standard	0.00	-0.25*	-0.10	0.00*
1 Oversize	-0.28	-0.48*	-0.28*	-0.28*
2 Oversize				

*Pending production measurements


ROTOR SPECIFICATIONS		STATOR SPECIFICATIONS	
Overall Length** (mm)	6731.0	Overall Length (mm)	6985.0
Contour Length** (mm)	6477.0	Cutback #1** (mm)	203.2
Eccentricity (mm)	5.51	Cutback #2** (mm)	203.2
Major Diameter (mm)	83.77	Tube O.D. (mm)	127.0
Weight (kg)	210	Tube I.D. (mm)	101.6
Head Diameter*** (mm)	86.36	Weight (kg)	235
Material**	145 KSI 17-4SS		
Thread Form***	BLANK		

**Representative options given. Verify specific requirements before placing order.

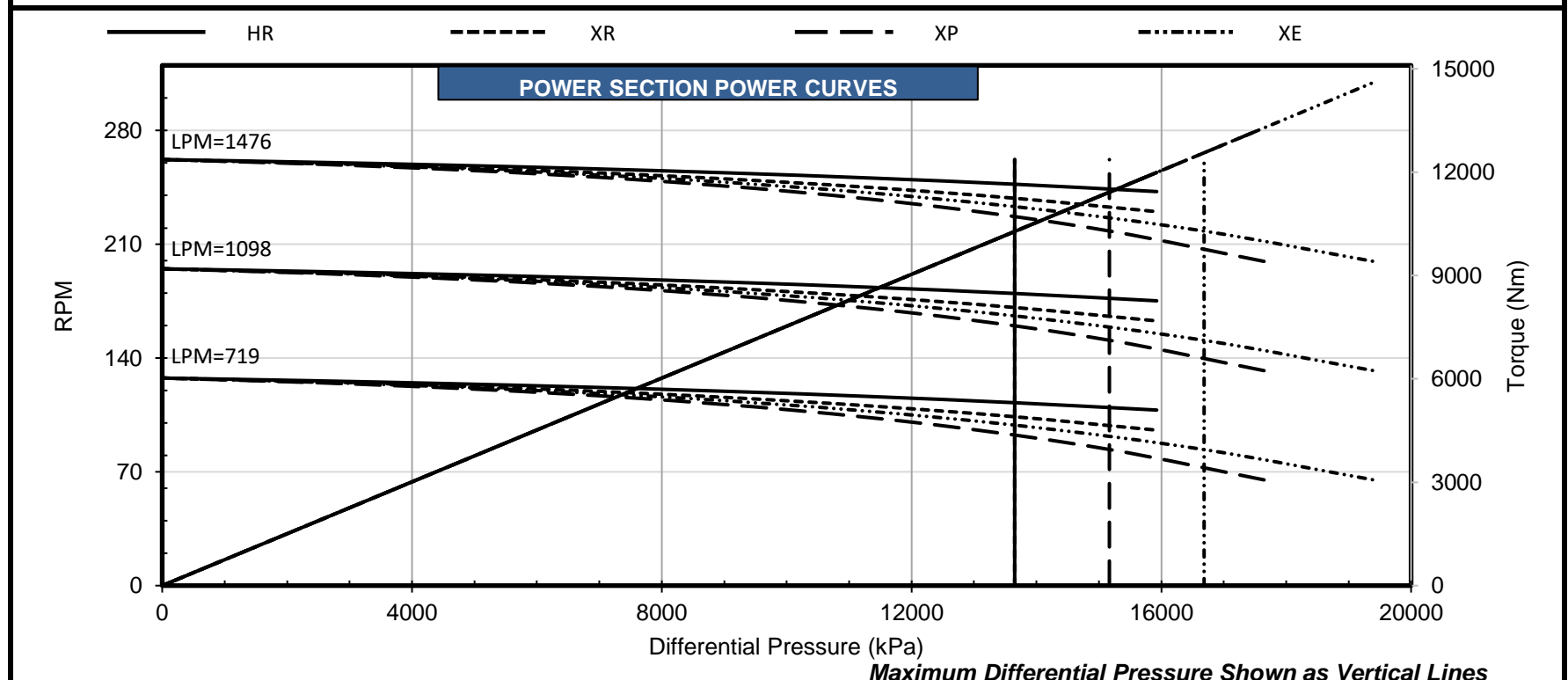
***Customer specified

PERFORMANCE SPECIFICATIONS						
		HR	XR	XP	XE	
Torque Slope	0.753 Nm/kPa	13652	13652	15168	16685	
Flow Range	719 to 1476 Litre/min	10277	10277	11416	12568	
RPG	0.178 rev/litre	20477	20477	22753	25028	
Speed Range	128 to 262 RPM	15416	15416	17138	18846	
Off Bottom Press.	931 kPa	266	257	261	287	
		kPa Per Stage	1551	1551	1724	1896
		kPa Per Cavity	248	248	276	303
		Temperature Slope (mm/°C)	0.0113	0.0108	0.0113	0.0122

TEMPERATURE RECOMMENDATIONS BASED ON FIT



Fit / temperature guidance assumes run conditions and mud compatibility effects from global data analysis at max flow and [recommended differential pressure](#) for maximum life.



Performance characteristics are estimates based on nominal conditions and are for reference only. Actual performance may be affected by rotor/stator fit, temperature, and other operating conditions. The torque may exceed the capacity of connected components and threads. Operating above the recommended limits of either the power section or connected components may reduce product life and result in damage to the power section and connected components. Data is subject to change without notice.