

POWER SECTION

FIT INFORMATION - MINOR DIAMETER (in)				
Stator Size	DynaPower			
	HR	XR	XP	XE
1 Undersize	2.737*		2.737	2.737*
Standard	2.746	2.759	2.752	2.746*
1 Oversize	2.763		2.763*	2.763*
2 Oversize		2.773		
Nominal Fit at 75°F				
1 Undersize	0.011*		0.011	0.011*
Standard	0.002	-0.011	-0.004	0.002*
1 Oversize	-0.015		-0.015*	-0.015*
2 Oversize		-0.025		

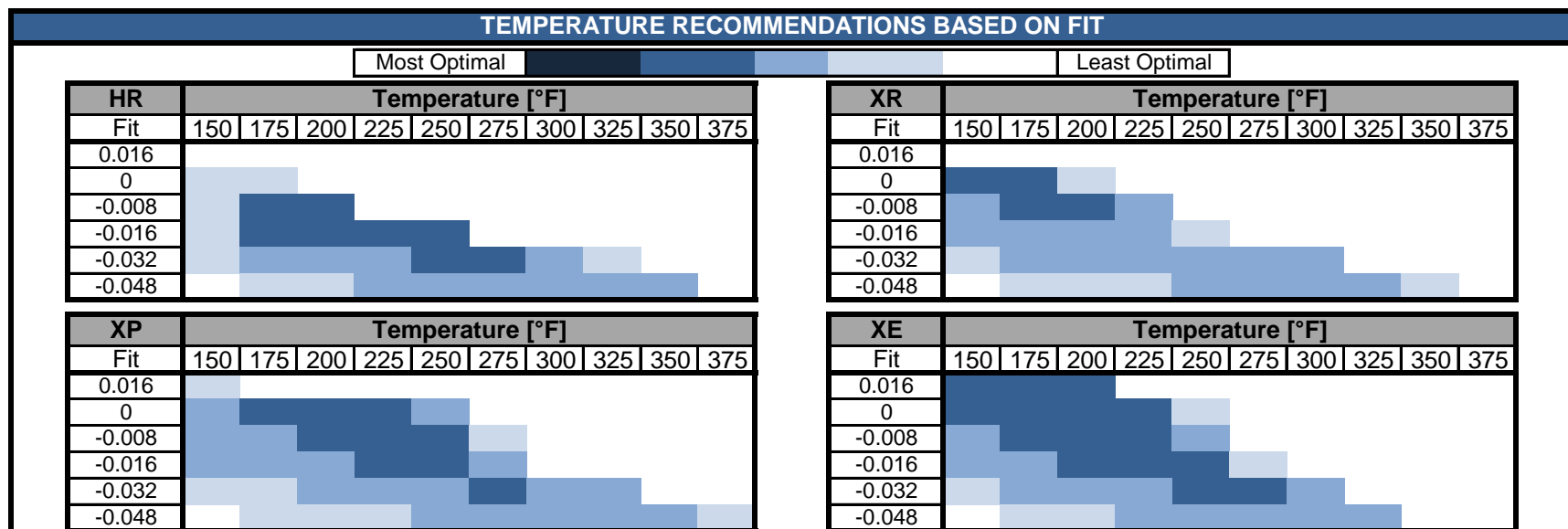
*Pending production measurements

ROTOR SPECIFICATIONS		STATOR SPECIFICATIONS	
Overall Length** (in)	220.0	Overall Length (in)	229.3
Contour Length** (in)	214.3	Cutback #1** (in)	8.0
Eccentricity (in)	0.172	Cutback #2** (in)	8.0
Major Diameter (in)	3.091	Tube O.D. (in)	5.00
Weight (lb)	355	Tube I.D. (in)	3.75
Head Diameter*** (in)	2.75	Weight (lb)	527
Material**	17-4SS		
Thread Form***	2 3/8 HEF Mod Flat		

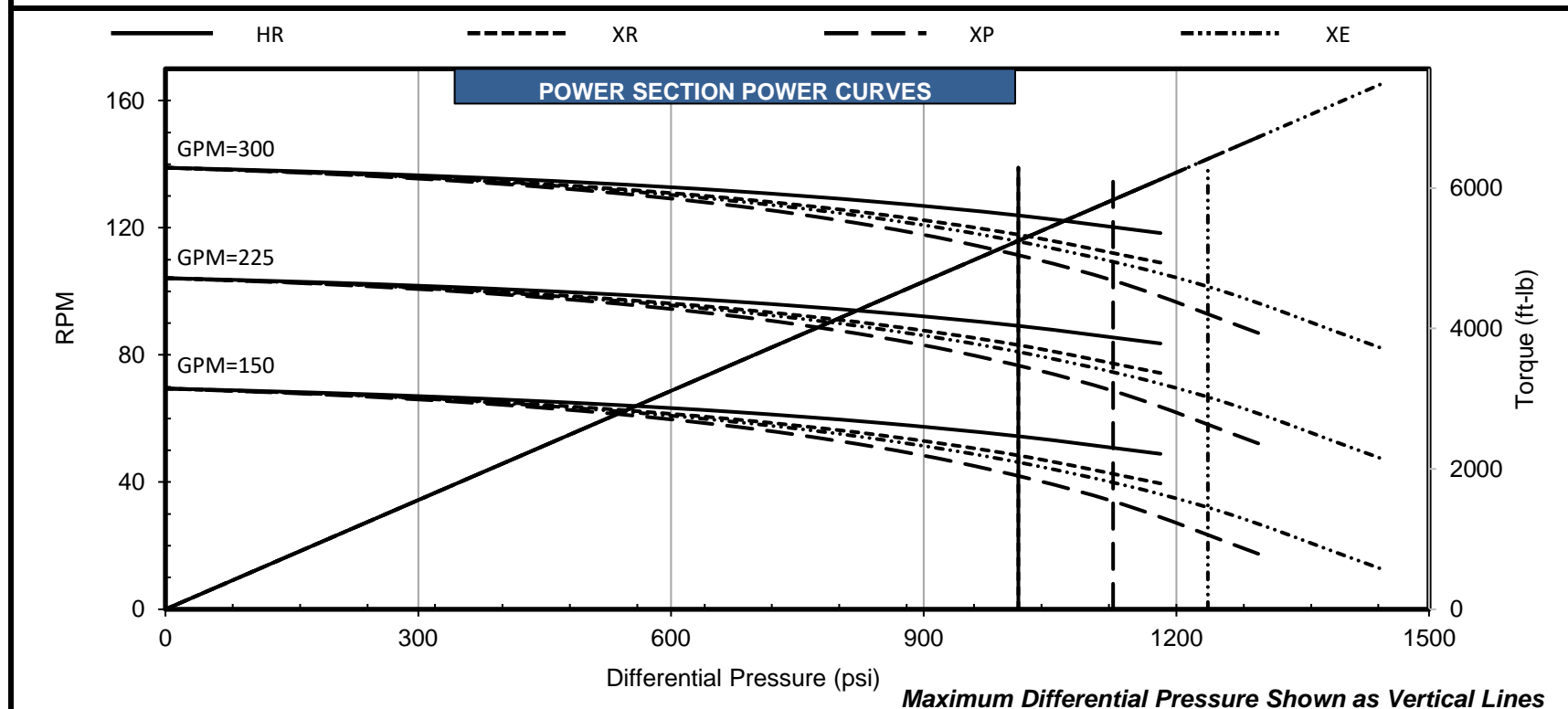
**Representative options given. Verify specific requirements before placing order.

***Customer specified

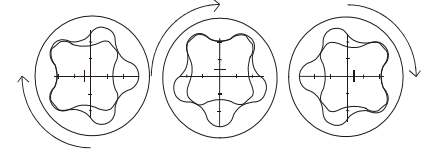
PERFORMANCE SPECIFICATIONS						
		HR	XR	XP	XE	
Torque Slope	5.185 ft-lb/psi					
Flow Range	150 to 300 GPM					
RPG	0.463 rev/gal					
Speed Range	69 to 139 RPM					
Off Bottom Press.	70 psi					
		Max. Diff. Press. (psi)	1010	1010	1130	1240
		Max. Torque (ft-lb)	5250	5250	5830	6420
		Stall Diff. Press. (psi)	1520	1520	1690	1860
		Stall Torque (ft-lb)	7870	7870	8750	9620
		Max. Recommended (HP)	124	118	115	124
		PSI Per Stage	225	225	250	275
		PSI Per Cavity	35	35	39	43
		Temperature Slope (in/°F)	0.000235	0.000222	0.000235	0.000244



Fit / temperature guidance assumes run conditions and mud compatibility effects from global data analysis at max flow and recommended differential pressure for maximum life.



Performance characteristics are estimates based on nominal conditions and are for reference only. Actual performance may be affected by rotor/stator fit, temperature, and other operating conditions. The torque may exceed the capacity of connected components and threads. Operating above the recommended limits of either the power section or connected components may reduce product life and result in damage to the power section and connected components. Data is subject to change without notice.



POWER SECTION

FIT INFORMATION - MINOR DIAMETER (mm)				
Stator Size	DynaPower			
	HR	XR	XP	XE
1 Undersize	69.52*		69.52	69.52*
Standard	69.75	70.08	69.90	69.75*
1 Oversize	70.18		70.18*	70.18*
2 Oversize		70.43		
Nominal Fit at 75°F				
1 Undersize	0.28*		0.28	0.28*
Standard	0.05	-0.28	-0.10	0.05*
1 Oversize	-0.38		-0.38*	-0.38*
2 Oversize		-0.64		

*Pending production measurements

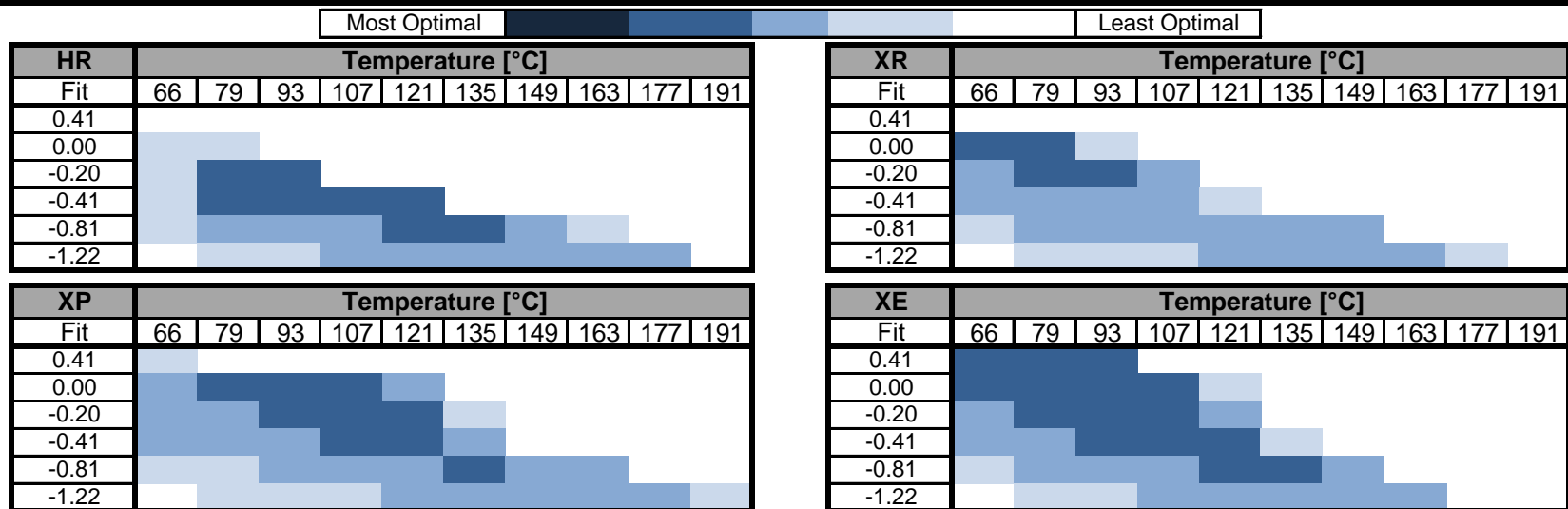
ROTOR SPECIFICATIONS		STATOR SPECIFICATIONS	
Overall Length** (mm)	5588.0	Overall Length (mm)	5824.2
Contour Length** (mm)	5443.2	Cutback #1** (mm)	203.2
Eccentricity (mm)	4.36	Cutback #2** (mm)	203.2
Major Diameter (mm)	78.51	Tube O.D. (mm)	127.0
Weight (kg)	161	Tube I.D. (mm)	95.3
Head Diameter*** (mm)	69.85	Weight (kg)	239
Material**	17-4SS		
Thread Form***	2 3/8 HEF Mod Flat		

**Representative options given. Verify specific requirements before placing order.

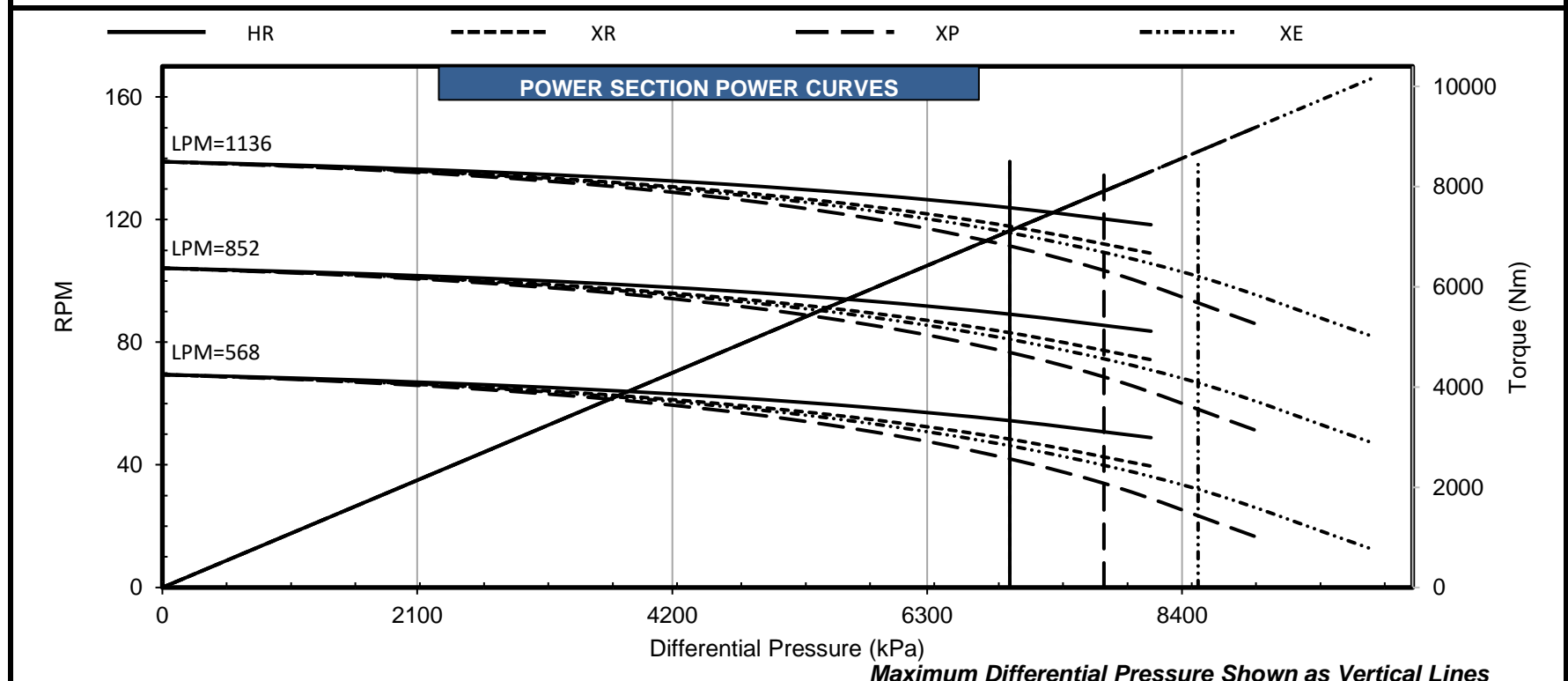
***Customer specified

PERFORMANCE SPECIFICATIONS						
		HR	XR	XP	XE	
Torque Slope	1.020 Nm/kPa					
Flow Range	568 to 1136 Litre/min					
RPG	0.122 rev/litre					
Speed Range	69 to 139 RPM					
Off Bottom Press.	483 kPa					
		Max. Diff. Press. (kPa)	6964	6964	7791	8550
		Max. Torque (Nm)	7118	7118	7904	8704
		Stall Diff. Press. (kPa)	10480	10480	11652	12824
		Stall Torque (Nm)	10670	10670	11863	13043
		Max. Recommended (kW)	92	88	86	93
		kPa Per Stage	1551	1551	1724	1896
		kPa Per Cavity	241	241	269	296
		Temperature Slope (mm/°C)	0.0108	0.0102	0.0108	0.0112

TEMPERATURE RECOMMENDATIONS BASED ON FIT



Fit / temperature guidance assumes run conditions and mud compatibility effects from global data analysis at max flow and [recommended differential pressure](#) for maximum life.



Performance characteristics are estimates based on nominal conditions and are for reference only. Actual performance may be affected by rotor/stator fit, temperature, and other operating conditions. The torque may exceed the capacity of connected components and threads. Operating above the recommended limits of either the power section or connected components may reduce product life and result in damage to the power section and connected components. Data is subject to change without notice.