

POWER SECTION

FIT INFORMATION - MINOR DIAMETER (in)				
Stator Size	DynaPower			
	HR	XR	XP	XE
1 Undersize	3.978		3.978*	3.978*
Standard	3.995	3.998	3.993	3.995*
1 Oversize	4.012	4.020	4.012*	4.012*
2 Oversize	4.028	4.043	4.028*	4.028*
Nominal Fit at 75°F				
1 Undersize	0.030		0.030*	0.030*
Standard	0.013	0.010	0.015	0.013*
1 Oversize	-0.004	-0.012	-0.004*	-0.004*
2 Oversize	-0.020	-0.035	-0.020*	-0.020*

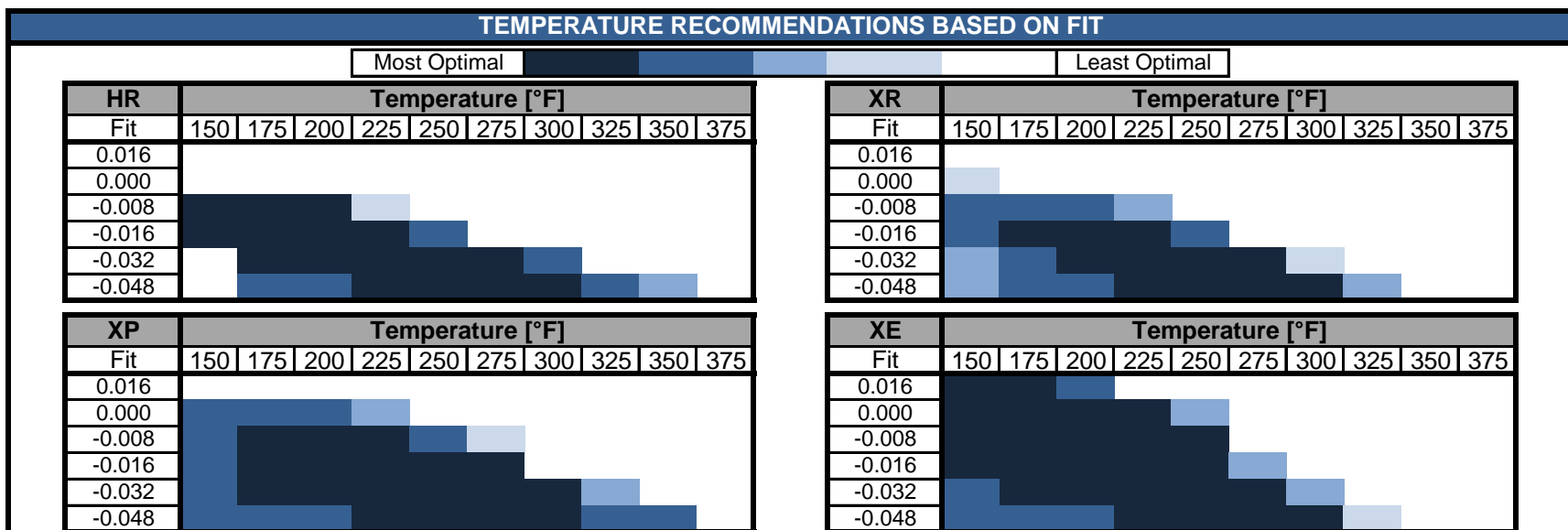
*Pending production measurements

ROTOR SPECIFICATIONS		STATOR SPECIFICATIONS	
Overall Length** (in)	188.0	Overall Length (in)	194.5
Contour Length** (in)	181.0	Cutback #1** (in)	7.3
Eccentricity (in)	0.256	Cutback #2** (in)	7.3
Major Diameter (in)	4.520	Tube O.D. (in)	6.50
Weight (lb)	620	Tube I.D. (in)	5.50
Head Diameter*** (in)	4.00	Weight (lb)	603
Material**	17-4SS		
Thread Form***	2 7/8 API REG		

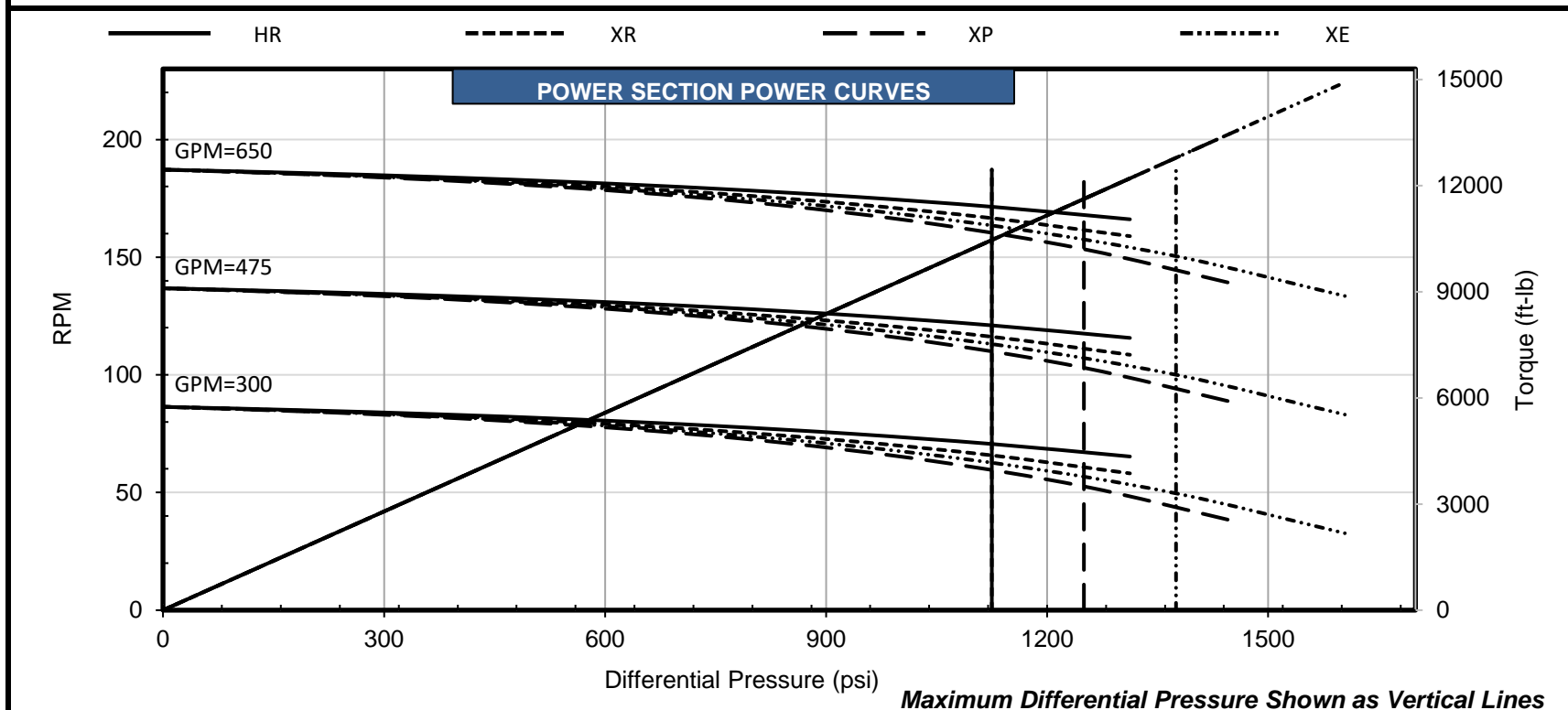
**Representative options given. Verify specific requirements before placing order.

***Customer specified

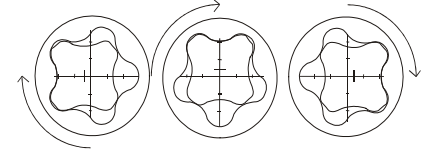
PERFORMANCE SPECIFICATIONS						
		HR	XR	XP	XE	
Torque Slope	9.300 ft-lb/psi					
Flow Range	300 to 650 GPM					
RPG	0.288 rev/gal					
Speed Range	86 to 187 RPM					
Off Bottom Press.	151 psi					
		Max. Diff. Press. (psi)	1130	1130	1250	1380
		Max. Torque (ft-lb)	10460	10460	11630	12790
		Stall Diff. Press. (psi)	1690	1690	1880	2060
		Stall Torque (ft-lb)	15690	15690	17440	19180
		Max. Recommended (HP)	341	332	340	366
		PSI Per Stage	225	225	250	275
		PSI Per Cavity	34	34	38	42
		Temperature Slope (in/°F)	0.000267	0.000252	0.000267	0.000275



Fit / temperature guidance assumes run conditions and mud compatibility effects from global data analysis at max flow and [recommended differential pressure](#) for maximum life.



Performance characteristics are estimates based on nominal conditions and are for reference only. Actual performance may be affected by rotor/stator fit, temperature, and other operating conditions. The torque may exceed the capacity of connected components and threads. Operating above the recommended limits of either the power section or connected components may reduce product life and result in damage to the power section and connected components. Data is subject to change without notice.



POWER SECTION

FIT INFORMATION - MINOR DIAMETER (mm)				
Stator Size	DynaPower			
	HR	XR	XP	XE
1 Undersize	101.04		101.04*	101.04*
Standard	101.47	101.55	101.42	101.47*
1 Oversize	101.90	102.11	101.90*	101.90*
2 Oversize	102.31	102.69	102.31*	102.31*
Nominal Fit at 75°F				
1 Undersize	0.76		0.76*	0.76*
Standard	0.33	0.25	0.38	0.33*
1 Oversize	-0.10	-0.30	-0.10*	-0.10*
2 Oversize	-0.51	-0.89	-0.51*	-0.51*

*Pending production measurements

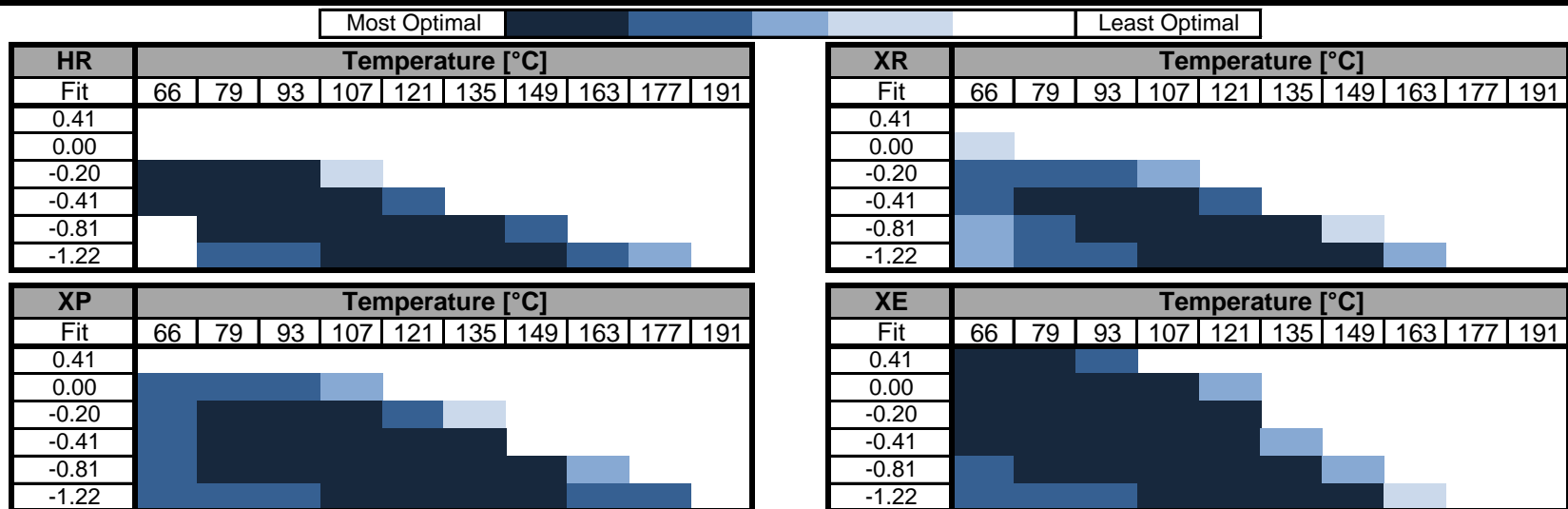
ROTOR SPECIFICATIONS		STATOR SPECIFICATIONS	
Overall Length** (mm)	4775.2	Overall Length (mm)	4940.3
Contour Length** (mm)	4597.4	Cutback #1** (mm)	185.4
Eccentricity (mm)	6.50	Cutback #2** (mm)	185.4
Major Diameter (mm)	114.81	Tube O.D. (mm)	165.1
Weight (kg)	281	Tube I.D. (mm)	139.7
Head Diameter*** (mm)	101.60	Weight (kg)	274
Material**	17-4SS		
Thread Form***	2 7/8 API REG		

**Representative options given. Verify specific requirements before placing order.

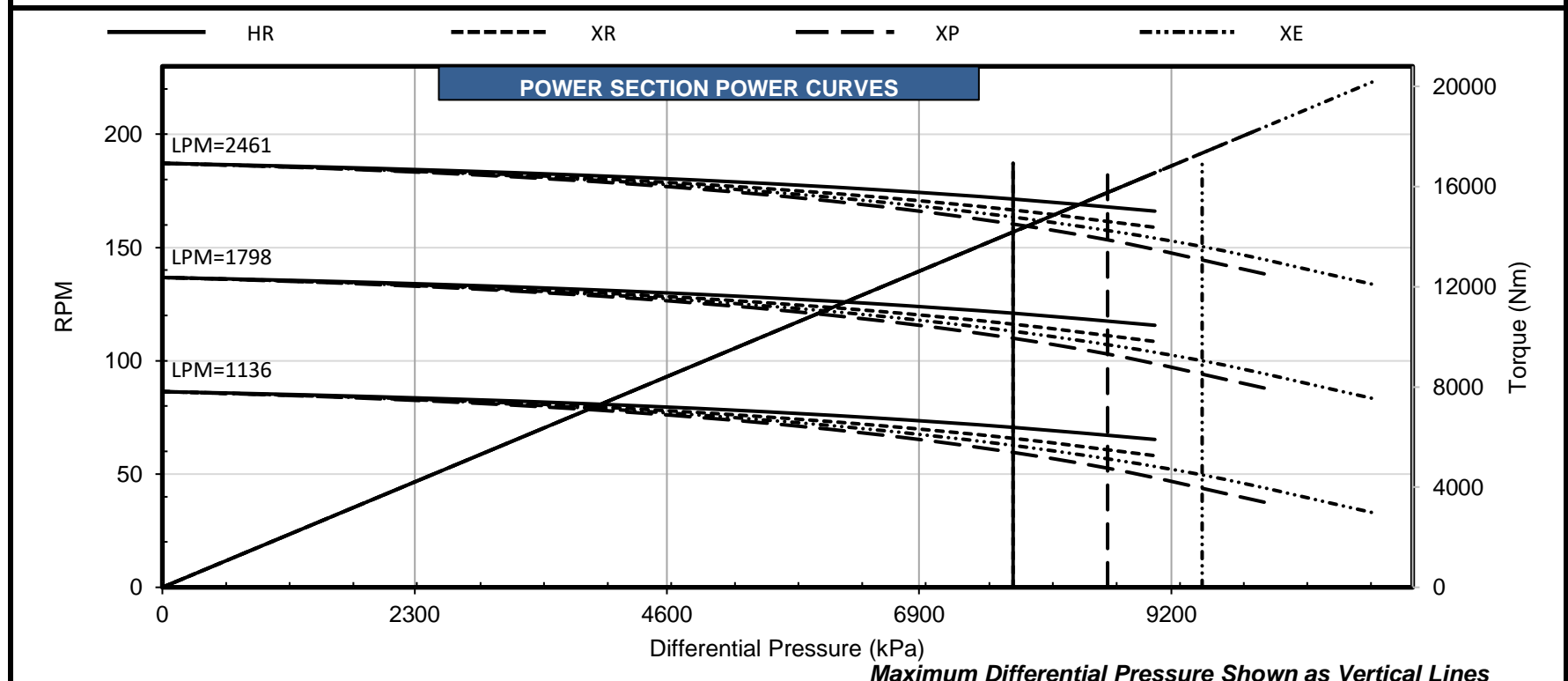
***Customer specified

PERFORMANCE SPECIFICATIONS						
		HR	XR	XP	XE	
Torque Slope	1.829 Nm/kPa					
Flow Range	1136 to 2461 Litre/min					
RPG	0.076 rev/litre					
Speed Range	86 to 187 RPM					
Off Bottom Press.	1041 kPa					
		Max. Diff. Press. (kPa)	7791	7791	8618	9515
		Max. Torque (Nm)	14182	14182	15768	17341
		Stall Diff. Press. (kPa)	11652	11652	12962	14203
		Stall Torque (Nm)	21273	21273	23645	26005
		Max. Recommended (kW)	255	248	253	273
		kPa Per Stage	1551	1551	1724	1896
		kPa Per Cavity	234	234	262	290
		Temperature Slope (mm/°C)	0.0122	0.0115	0.0122	0.0126

TEMPERATURE RECOMMENDATIONS BASED ON FIT



Fit / temperature guidance assumes run conditions and mud compatibility effects from global data analysis at max flow and [recommended differential pressure](#) for maximum life.



Performance characteristics are estimates based on nominal conditions and are for reference only. Actual performance may be affected by rotor/stator fit, temperature, and other operating conditions. The torque may exceed the capacity of connected components and threads. Operating above the recommended limits of either the power section or connected components may reduce product life and result in damage to the power section and connected components. Data is subject to change without notice.