

POWER SECTION

FIT INFORMATION - MINOR DIAMETER (in)				
Stator Size	DynaPower			
	HR	XR	XP	XE
1 Undersize	5.756		5.756*	5.756*
0.5 Undersize	5.768*			5.768*
Standard				
0.5 Oversize	5.786*		5.786*	5.786*
Nominal Fit at 75°F				
1 Undersize	0.022		0.022*	0.022*
0.5 Undersize	0.010*			0.010*
Standard				
0.5 Oversize	-0.008*		-0.008*	-0.008*

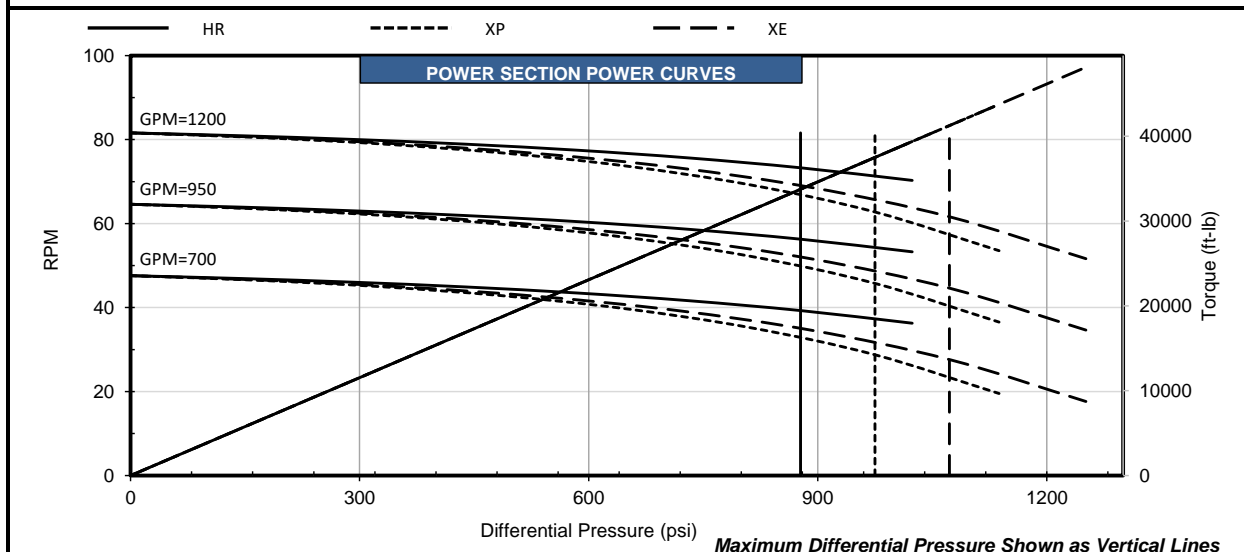
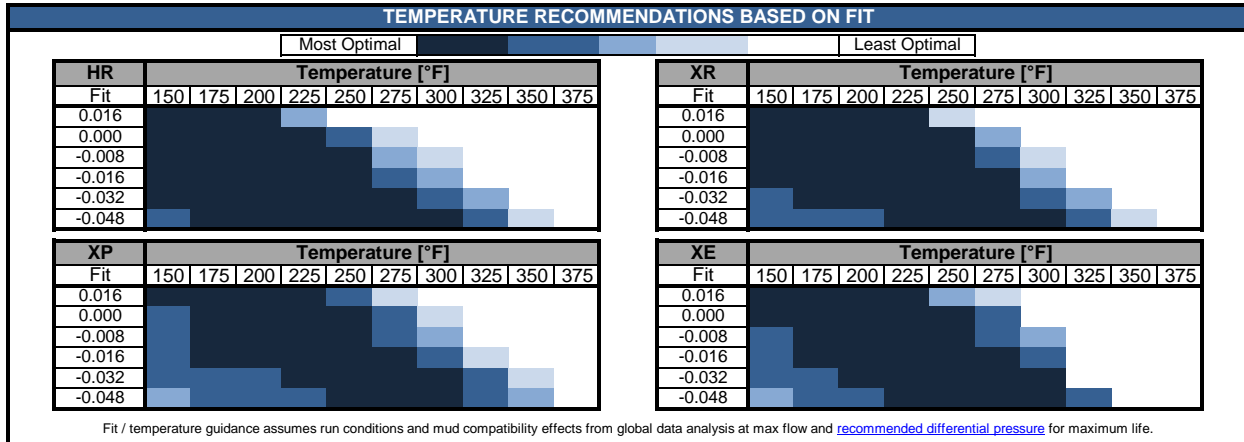
*Pending production measurements

ROTOR SPECIFICATIONS		STATOR SPECIFICATIONS	
Overall Length** (in)	290.0	Overall Length (in)	300.0
Contour Length** (in)	281.0	Cutback #1** (in)	10.0
Eccentricity (in)	0.368	Cutback #2** (in)	10.0
Major Diameter (in)	6.515	Tube O.D. (in)	9.63
Weight (lb)	1905	Tube I.D. (in)	7.88
Head Diameter*** (in)	5.50	Weight (lb)	2232
Material**	17-4SS		
Thread Form***	4 API FH		

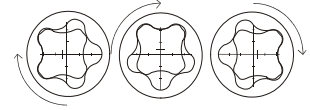
**Representative options given. Verify specific requirements before placing order.

***Customer specified

PERFORMANCE SPECIFICATIONS				
	HR	XR	XP	XE
Torque Slope	38.462 ft-lb/psi			
Flow Range	700 to 1200 GPM			
RPG	0.068 rev/gal			
Speed Range	48 to 82 RPM			
Off Bottom Press.	121 psi			
		Max. Diff. Press. (psi)	880	980
		Max. Torque (ft-lb)	33750	37500
		Stall Diff. Press. (psi)	1320	1460
		Stall Torque (ft-lb)	50630	56250
		Max. Recommended (HP)	471	448
		PSI Per Stage	225	250
		PSI Per Cavity	36	40
		Temperature Slope (in/F)	0.000378	0.000378
				0.000388



Performance characteristics are estimates based on nominal conditions and are for reference only. Actual performance may be affected by rotor/stator fit, temperature, and other operating conditions. The torque may exceed the capacity of connected components and threads. Operating above the recommended limits of either the power section or connected components may reduce product life and result in damage to the power section and connected components. Data is subject to change without notice.



POWER SECTION

FIT INFORMATION - MINOR DIAMETER (mm)				
Stator Size	DynaPower			
	HR	XR	XP	XE
1 Undersize	146.20		146.20*	146.20*
0.5 Undersize	146.51*			146.51*
Standard				
0.5 Oversize	146.96*		146.96*	146.96*
Nominal Fit at 75°F				
1 Undersize	0.56		0.56*	0.56*
0.5 Undersize	0.25*			0.25*
Standard				
0.5 Oversize	-0.20*		-0.20*	-0.20*

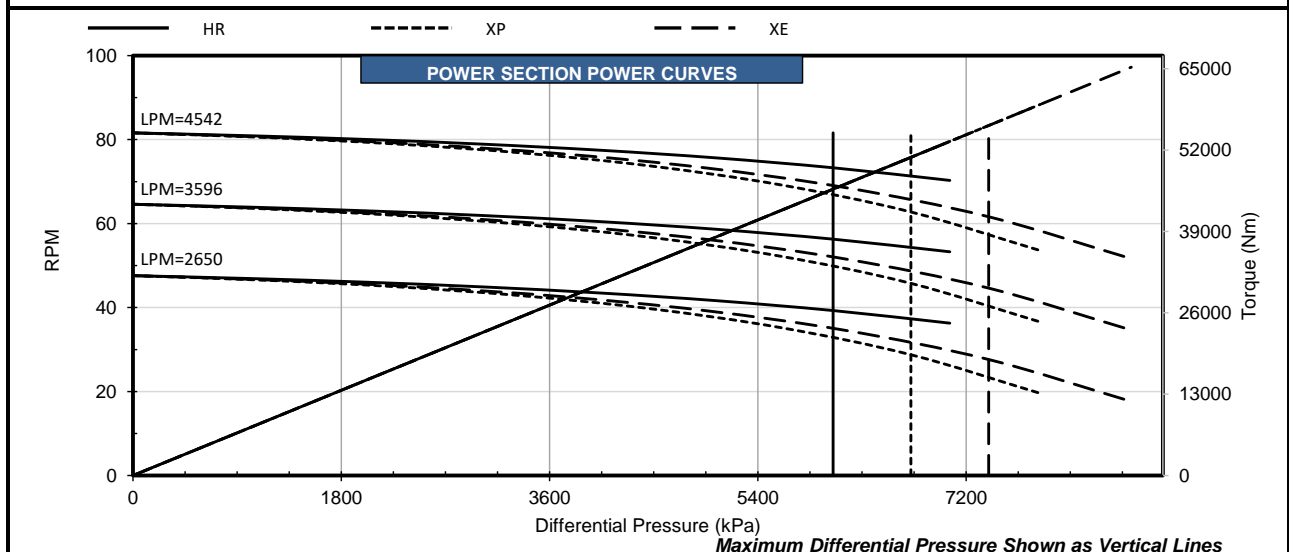
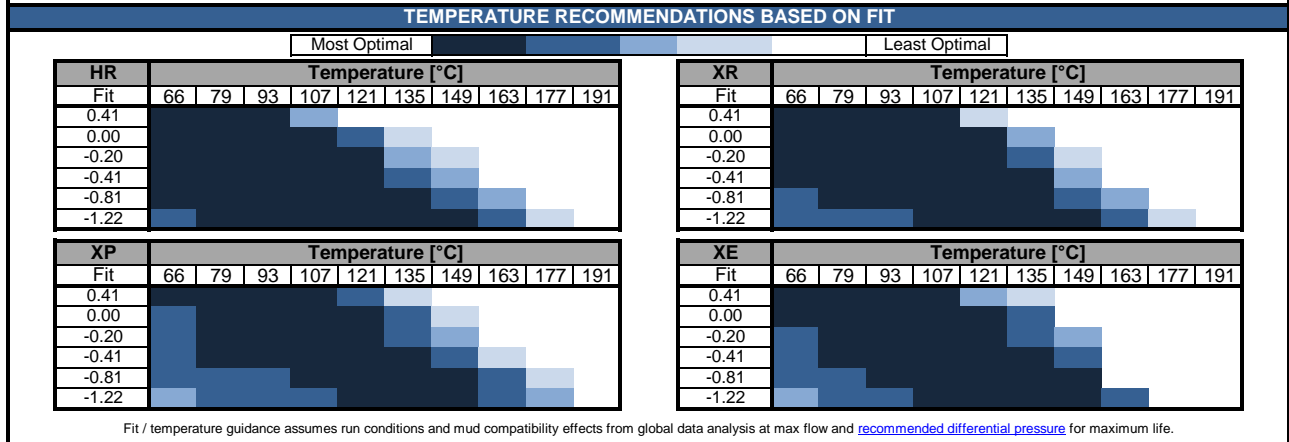
*Pending production measurements

ROTOR SPECIFICATIONS		STATOR SPECIFICATIONS	
Overall Length** (mm)	7366.0	Overall Length (mm)	7620.0
Contour Length** (mm)	7137.4	Cutback #1** (mm)	254.0
Eccentricity (mm)	9.35	Cutback #2** (mm)	254.0
Major Diameter (mm)	165.48	Tube O.D. (mm)	244.6
Weight (kg)	864	Tube I.D. (mm)	200.2
Head Diameter*** (mm)	139.70	Weight (kg)	1012
Material**	17-4SS		
Thread Form**	4 API FH		

**Representative options given. Verify specific requirements before placing order.

***Customer specified

PERFORMANCE SPECIFICATIONS					
		HR	XR	XP	XE
Torque Slope	7.563 Nm/kPa	6067		6757	7377
Flow Range	2650 to 4542 Litre/min	45759		50843	55927
RPG	0.018 rev/litre	9101		10066	11101
Speed Range	48 to 82 RPM	68645		76265	83898
Off Bottom Press.	834 kPa	351		334	361
		kPa Per Stage		1724	1896
		kPa Per Cavity		276	303
		Temperature Slope (mm/°C)	0.0173	0.0173	0.0178



Performance characteristics are estimates based on nominal conditions and are for reference only. Actual performance may be affected by rotor/stator fit, temperature, and other operating conditions. The torque may exceed the capacity of connected components and threads. Operating above the recommended limits of either the power section or connected components may reduce product life and result in damage to the power section and connected components. Data is subject to change without notice.