

POWER SECTION

FIT INFORMATION - MINOR DIAMETER (in)				
Stator Size	DynaPower			
	HR	XR	XP	XE
1 Undersize				
Standard	3.520	3.520*	3.520*	3.520*
1 Oversize	3.547		3.547*	3.547*
2 Oversize				
Nominal Fit at 75°F				
1 Undersize				
Standard	0.008	0.008*	0.008*	0.008*
1 Oversize	-0.019		-0.019*	-0.019*
2 Oversize				

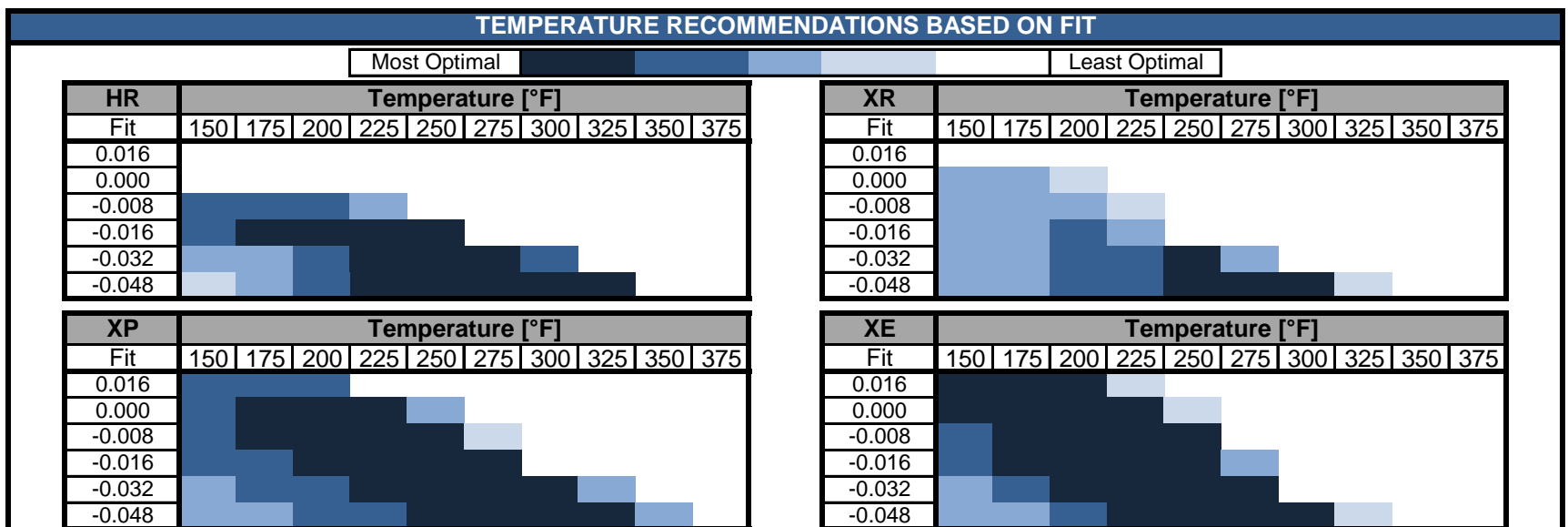
*Pending production measurements

ROTOR SPECIFICATIONS		STATOR SPECIFICATIONS	
Overall Length** (in)	194.3	Overall Length (in)	203.5
Contour Length** (in)	187.8	Cutback #1** (in)	8.0
Eccentricity (in)	0.226	Cutback #2** (in)	8.0
Major Diameter (in)	3.980	Tube O.D. (in)	6.50
Weight (lb)	497	Tube I.D. (in)	5.00
Head Diameter*** (in)	3.50	Weight (lb)	841
Material**	17-4SS		
Thread Form***	2 3/8 API REG		

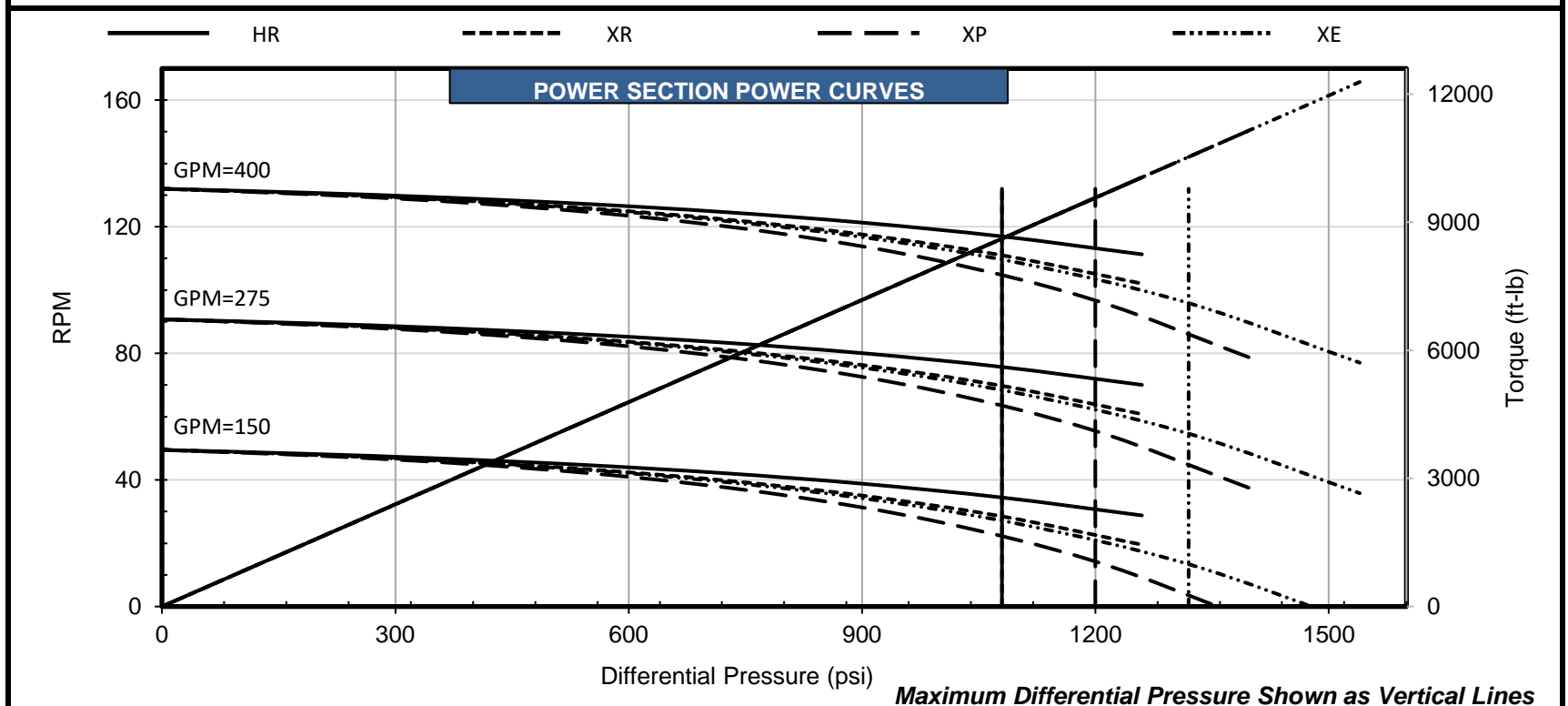
**Representative options given. Verify specific requirements before placing order.

***Customer specified

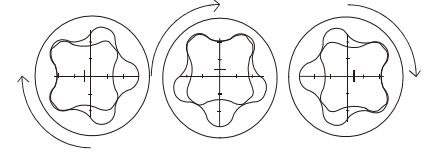
PERFORMANCE SPECIFICATIONS						
		HR	XR	XP	XE	
Torque Slope	7.977 ft-lb/psi					
Flow Range	150 to 400 GPM					
RPG	0.330 rev/gal					
Speed Range	50 to 132 RPM					
Off Bottom Press.	72 psi					
		Max. Diff. Press. (psi)	1080	1080	1200	1320
		Max. Torque (ft-lb)	8620	8620	9570	10530
		Stall Diff. Press. (psi)	1620	1620	1800	1980
		Stall Torque (ft-lb)	12920	12920	14360	15790
		Max. Recommended (HP)	192	182	176	192
		PSI Per Stage	225	225	250	275
		PSI Per Cavity	34	34	38	42
		Temperature Slope (in/°F)	0.000279	0.000263	0.000279	0.000289



Fit / temperature guidance assumes run conditions and mud compatibility effects from global data analysis at max flow and recommended differential pressure for maximum life.



Performance characteristics are estimates based on nominal conditions and are for reference only. Actual performance may be affected by rotor/stator fit, temperature, and other operating conditions. The torque may exceed the capacity of connected components and threads. Operating above the recommended limits of either the power section or connected components may reduce product life and result in damage to the power section and connected components. Data is subject to change without notice.



POWER SECTION

FIT INFORMATION - MINOR DIAMETER (mm)				
Stator Size	DynaPower			
	HR	XR	XP	XE
1 Undersize				
Standard	89.41	89.41*	89.41*	89.41*
1 Oversize	90.09		90.09*	90.09*
2 Oversize				
Nominal Fit at 75°F				
1 Undersize				
Standard	0.20	0.20*	0.20*	0.20*
1 Oversize	-0.48		-0.48*	-0.48*
2 Oversize				

*Pending production measurements

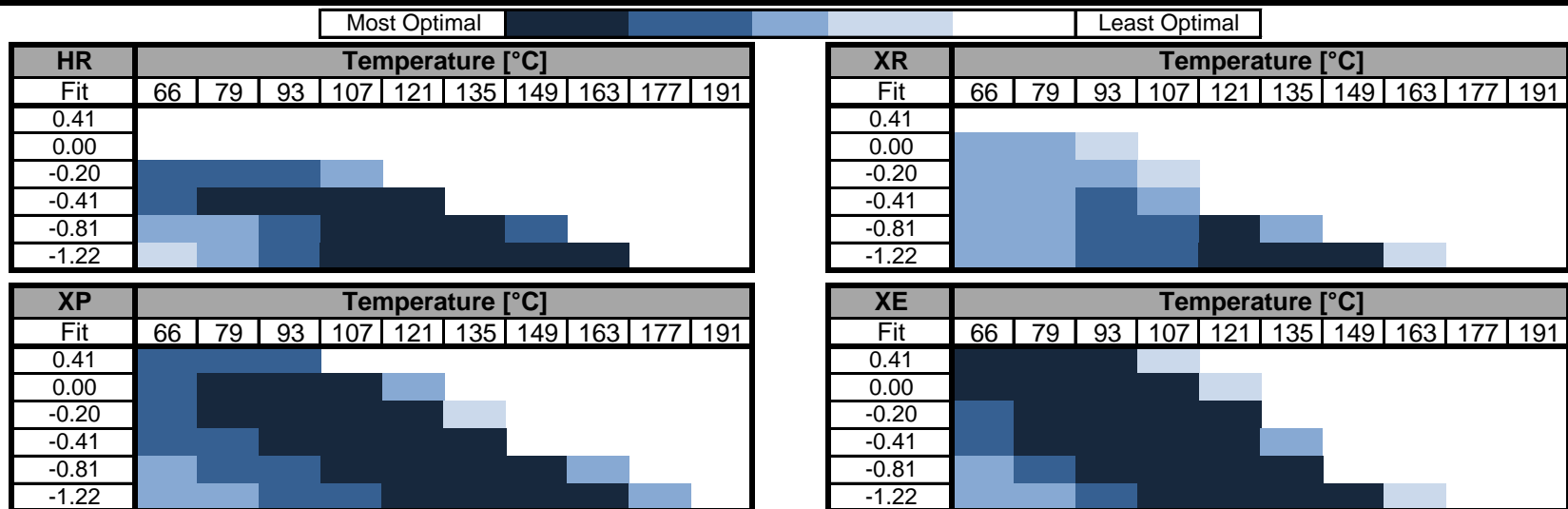
ROTOR SPECIFICATIONS		STATOR SPECIFICATIONS	
Overall Length** (mm)	4935.2	Overall Length (mm)	5168.9
Contour Length** (mm)	4770.1	Cutback #1** (mm)	203.2
Eccentricity (mm)	5.74	Cutback #2** (mm)	203.2
Major Diameter (mm)	101.09	Tube O.D. (mm)	165.1
Weight (kg)	225	Tube I.D. (mm)	127.0
Head Diameter*** (mm)	88.90	Weight (kg)	381
Material**	17-4SS		
Thread Form***	2 3/8 API REG		

**Representative options given. Verify specific requirements before placing order.

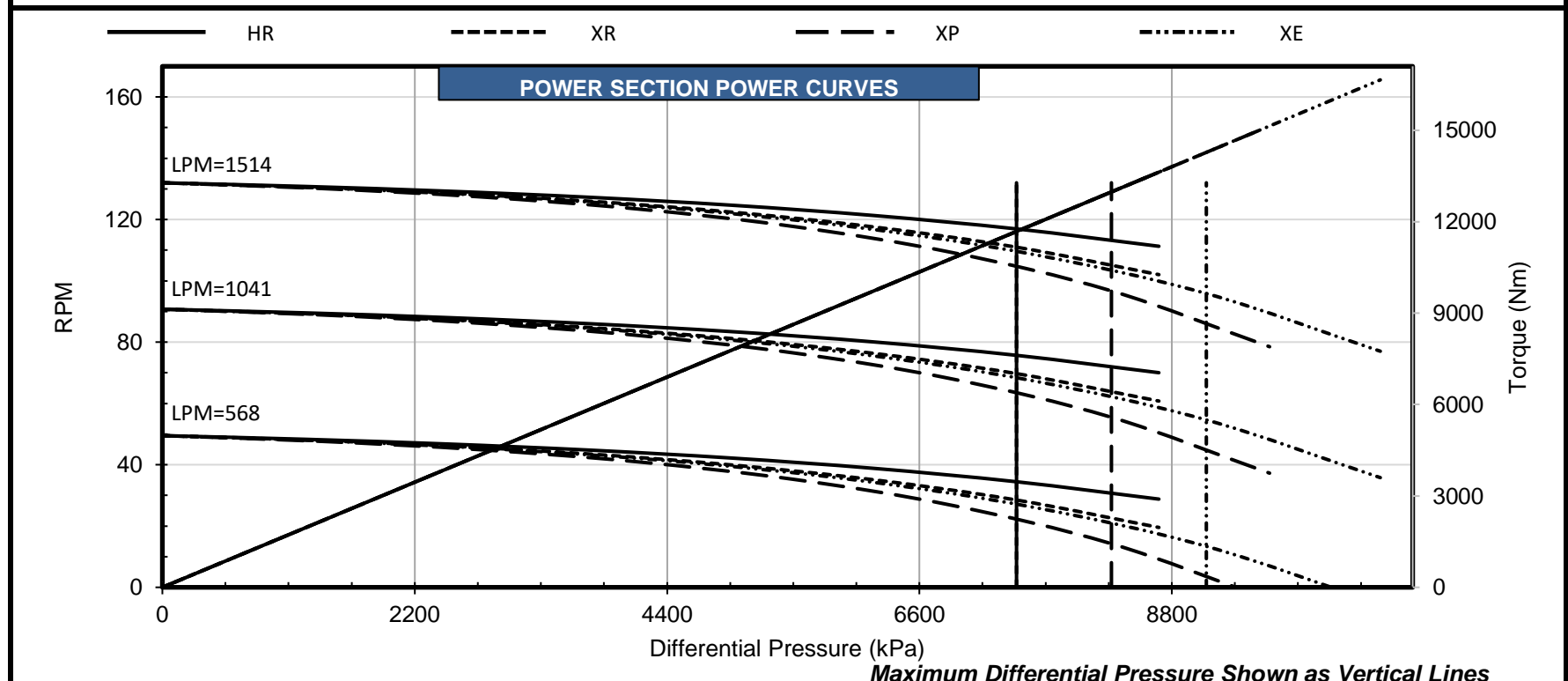
***Customer specified

PERFORMANCE SPECIFICATIONS						
		HR	XR	XP	XE	
Torque Slope	1.569 Nm/kPa					
Flow Range	568 to 1514 Litre/min					
RPG	0.087 rev/litre					
Speed Range	50 to 132 RPM					
Off Bottom Press.	496 kPa					
		Max. Diff. Press. (kPa)	7446	7446	8274	9101
		Max. Torque (Nm)	11687	11687	12975	14277
		Stall Diff. Press. (kPa)	11170	11170	12411	13652
		Stall Torque (Nm)	17517	17517	19470	21408
		Max. Recommended (kW)	143	136	132	143
		kPa Per Stage	1551	1551	1724	1896
		kPa Per Cavity	234	234	262	290
		Temperature Slope (mm/°C)	0.0127	0.0120	0.0127	0.0132

TEMPERATURE RECOMMENDATIONS BASED ON FIT



Fit / temperature guidance assumes run conditions and mud compatibility effects from global data analysis at max flow and [recommended differential pressure](#) for maximum life.



Performance characteristics are estimates based on nominal conditions and are for reference only. Actual performance may be affected by rotor/stator fit, temperature, and other operating conditions. The torque may exceed the capacity of connected components and threads. Operating above the recommended limits of either the power section or connected components may reduce product life and result in damage to the power section and connected components. Data is subject to change without notice.