

## POWER SECTION

FIT INFORMATION - MINOR DIAMETER (in)				
Stator Size	DynaPower			
	HR	XR	XP	XE
1 Undersize	4.078		4.078*	4.078*
Standard	4.103	4.097*	4.103*	4.097*
1 Oversize	4.125*		4.125*	4.125*
2 Oversize				
Nominal Fit at 75°F				
1 Undersize	0.032		0.032*	0.032*
Standard	0.007	0.013*	0.007*	0.013*
1 Oversize	-0.015*		-0.015*	-0.015*
2 Oversize				

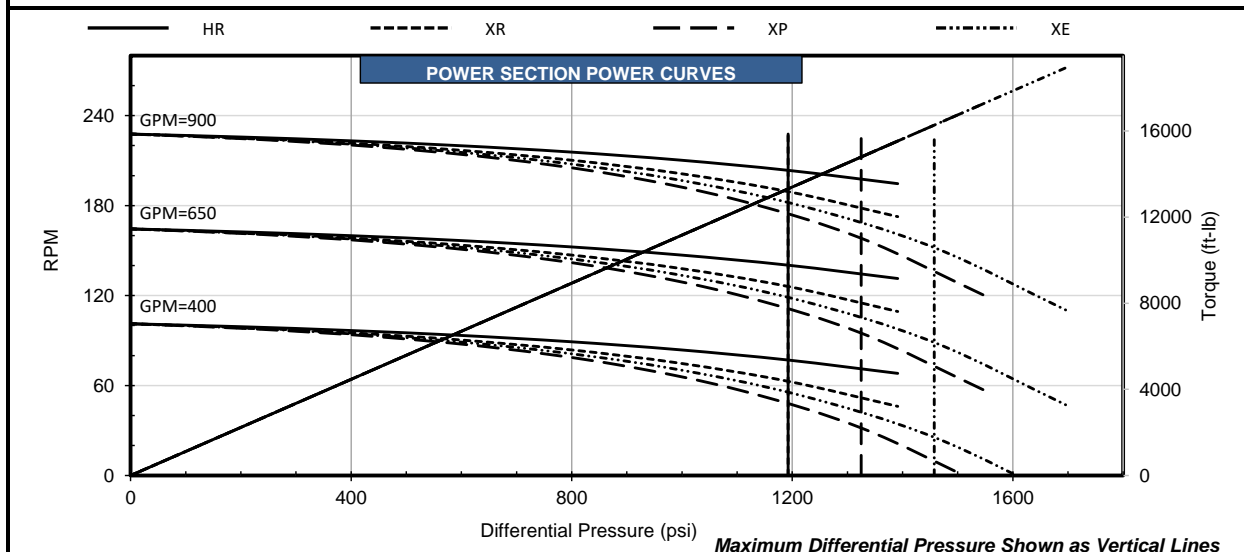
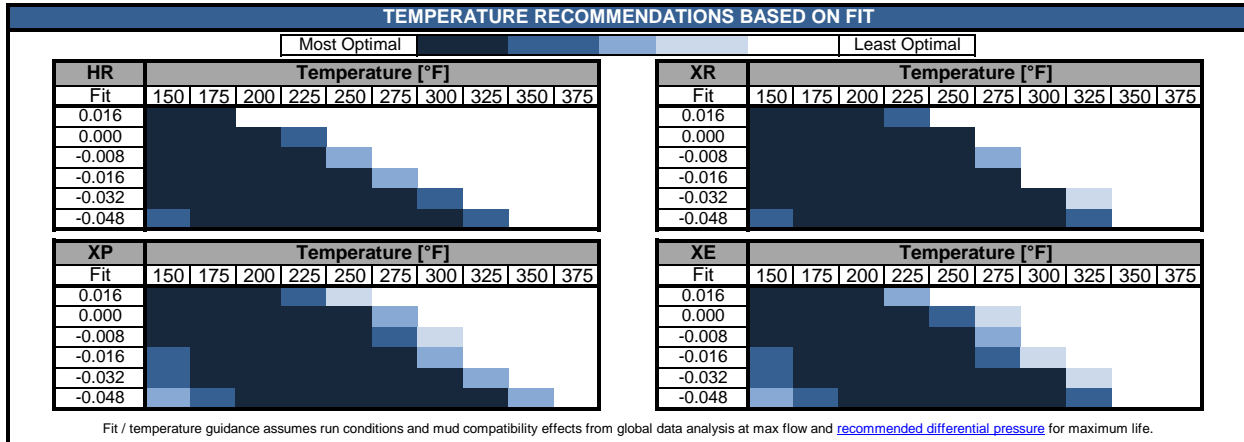
\*Pending production measurements

ROTOR SPECIFICATIONS		STATOR SPECIFICATIONS	
Overall Length** (in)	221.0	Overall Length (in)	228.0
Contour Length** (in)	213.0	Cutback #1** (in)	8.0
Eccentricity (in)	0.415	Cutback #2** (in)	8.0
Major Diameter (in)	4.940	Tube O.D. (in)	8.00
Weight (lb)	765	Tube I.D. (in)	6.25
Head Diameter*** (in)	4.75	Weight (lb)	1367
Material**	17-4SS		
Thread Form***	3 1/2 API IF		

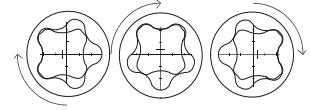
\*\*Representative options given. Verify specific requirements before placing order.

\*\*\*Customer specified

PERFORMANCE SPECIFICATIONS						
		HR	XR	XP	XE	
Torque Slope	11.164 ft-lb/psi					
Flow Range	400 to 900 GPM					
RPG	0.253 rev/gal					
Speed Range	101 to 228 RPM					
Off Bottom Press.	200 psi					
		Max. Diff. Press. (psi)	1190	1190	1330	1460
		Max. Torque (ft-lb)	13310	13310	14790	16270
		Stall Diff. Press. (psi)	1790	1790	1990	2190
		Stall Torque (ft-lb)	19970	19970	22190	24410
		Max. Recommended (HP)	516	480	446	471
		PSI Per Stage	225	225	250	275
		PSI Per Cavity	53	53	59	65
		Temperature Slope (in/°F)	0.000399	0.000377	0.000399	0.000417



Performance characteristics are estimates based on nominal conditions and are for reference only. Actual performance may be affected by rotor/stator fit, temperature, and other operating conditions. The torque may exceed the capacity of connected components and threads. Operating above the recommended limits of either the power section or connected components may reduce product life and result in damage to the power section and connected components. Data is subject to change without notice.



## POWER SECTION

FIT INFORMATION - MINOR DIAMETER (mm)				
Stator Size	DynaPower			
	HR	XR	XP	XE
1 Undersize	103.58		103.58*	103.58*
Standard	104.22	104.06*	104.22*	104.06*
1 Oversize	104.78*		104.78*	104.78*
2 Oversize				
Nominal Fit at 75°F				
1 Undersize	0.81		0.81*	0.81*
Standard	0.18	0.33*	0.18*	0.33*
1 Oversize	-0.38*		-0.38*	-0.38*
2 Oversize				

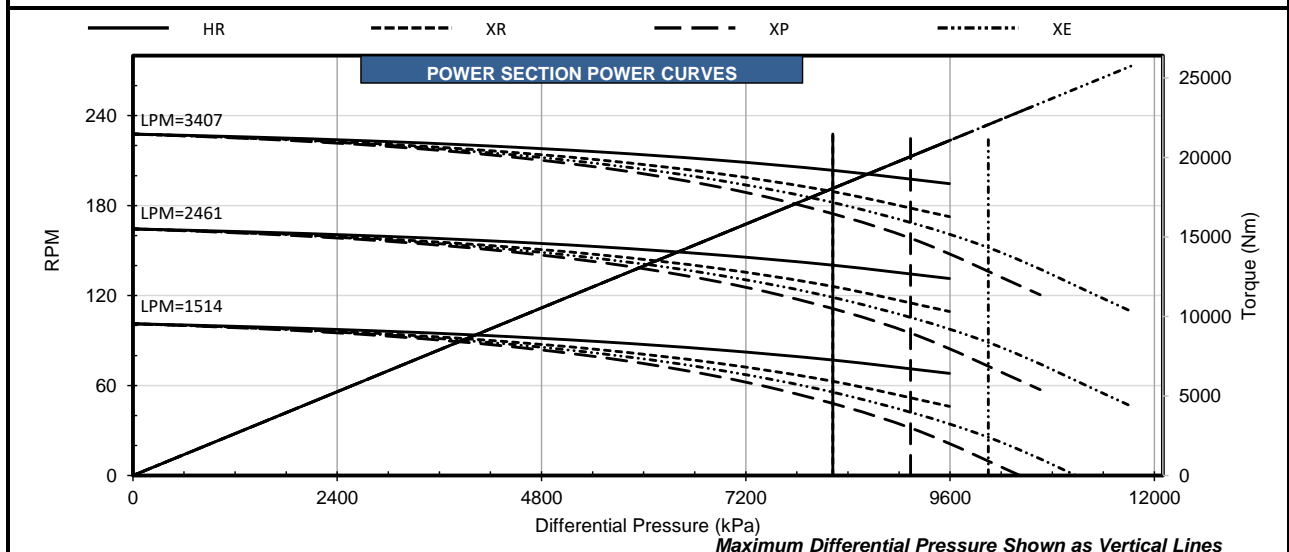
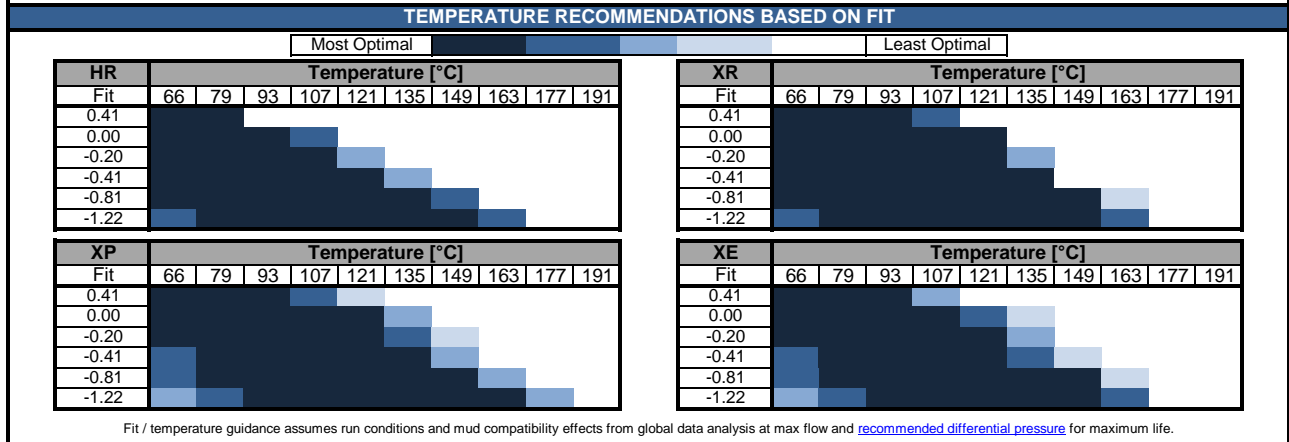
\*Pending production measurements

ROTOR SPECIFICATIONS		STATOR SPECIFICATIONS	
Overall Length** (mm)	5613.4	Overall Length (mm)	5791.2
Contour Length** (mm)	5410.2	Cutback #1** (mm)	203.2
Eccentricity (mm)	10.54	Cutback #2** (mm)	203.2
Major Diameter (mm)	125.48	Tube O.D. (mm)	203.2
Weight (kg)	347	Tube I.D. (mm)	158.8
Head Diameter*** (mm)	120.65	Weight (kg)	620
Material**	17-4SS		
Thread Form**	3 1/2 API IF		

\*\*Representative options given. Verify specific requirements before placing order.

\*\*\*Customer specified

PERFORMANCE SPECIFICATIONS						
		HR	XR	XP	XE	
Torque Slope	2.195 Nm/kPa	8205	8205	9170	10066	
Flow Range	1514 to 3407 Litre/min	18046	18046	20053	22059	
RPG	0.067 rev/litre	12342	12342	13721	15100	
Speed Range	101 to 228 RPM	27076	27076	30086	33096	
Off Bottom Press.	1379 kPa	385	358	332	351	
		kPa Per Stage	1551	1551	1724	1896
		kPa Per Cavity	365	365	407	448
		Temperature Slope (mm/°C)	0.0182	0.0172	0.0182	0.0191



Performance characteristics are estimates based on nominal conditions and are for reference only. Actual performance may be affected by rotor/stator fit, temperature, and other operating conditions. The torque may exceed the capacity of connected components and threads. Operating above the recommended limits of either the power section or connected components may reduce product life and result in damage to the power section and connected components. Data is subject to change without notice.