

## POWER SECTION

FIT INFORMATION - MINOR DIAMETER (in)				
Stator Size	DynaPower			
	HR	XR	XP	XE
1 Undersize	4.574	4.574*	4.574*	4.574*
0.5 Undersize	4.590		4.591	4.590*
Standard	4.596	4.600	4.596	4.596*
1 Oversize	4.613	4.625*	4.613*	4.613*
2 Oversize	4.623	4.629*	4.623*	4.623*
Nominal Fit at 75°F				
1 Undersize	0.026	0.026*	0.026*	0.026*
0.5 Undersize	0.010		0.009	0.010*
Standard	0.004	0.000	0.004	0.004*
1 Oversize	-0.013	-0.025*	-0.013*	-0.013*
2 Oversize	-0.023	-0.029*	-0.023*	-0.023*

ROTOR SPECIFICATIONS		STATOR SPECIFICATIONS	
Overall Length** (in)	196.3	Overall Length (in)	203.2
Contour Length** (in)	188.3	Cutback #1** (in)	8.0
Eccentricity (in)	0.293	Cutback #2** (in)	8.0
Major Diameter (in)	5.186	Tube O.D. (in)	7.75
Weight (lb)	1331	Tube I.D. (in)	6.25
Head Diameter*** (in)	5.00	Weight (lb)	1024
Material**	17-4SS		
Thread Form***	3 1/2 API IF		


\*Pending production measurements

\*\*Representative options given. Verify specific requirements before placing order.

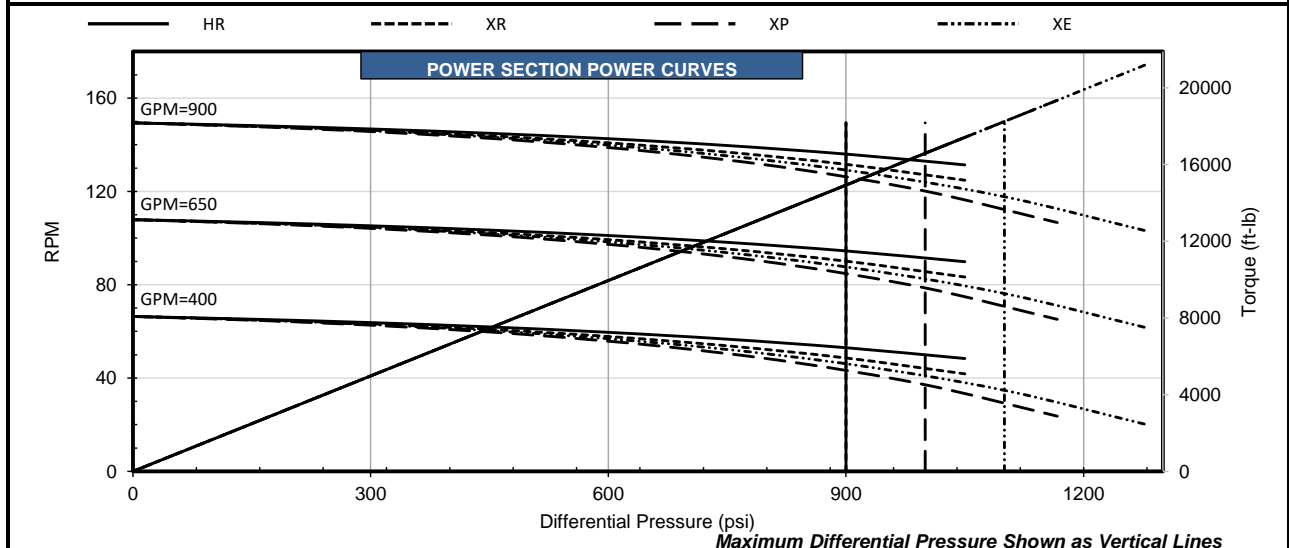
\*\*\*Customer specified

PERFORMANCE SPECIFICATIONS						
	HR	XR	XP	XE		
Torque Slope	16.589 ft-lb/psi					
Flow Range	400 to 900 GPM					
RPG	0.166 rev/gal					
Speed Range	66 to 149 RPM					
Off Bottom Press.	138 psi					
Max. Diff. Press. (psi)	900	900	1000	1100		
Max. Torque (ft-lb)	14930	14930	16590	18250		
Stall Diff. Press. (psi)	1350	1350	1500	1650		
Stall Torque (ft-lb)	22400	22400	24880	27370		
Max. Recommended (HP)	387	374	379	409		
PSI Per Stage	225	225	250	275		
PSI Per Cavity	36	36	40	44		
Temperature Slope (in/°F)	0.000288	0.000272	0.000288	0.000300		

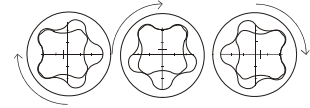
### TEMPERATURE RECOMMENDATIONS BASED ON FIT



Fit / temperature guidance assumes run conditions and mud compatibility effects from global data analysis at max flow and recommended differential pressure for maximum life.



Performance characteristics are estimates based on nominal conditions and are for reference only. Actual performance may be affected by rotor/stator fit, temperature, and other operating conditions. The torque may exceed the capacity of connected components and threads. Operating above the recommended limits of either the power section or connected components may reduce product life and result in damage to the power section and connected components. Data is subject to change without notice.



## POWER SECTION

FIT INFORMATION - MINOR DIAMETER (mm)				
Stator Size	DynaPower			
	HR	XR	XP	XE
1 Undersize	116.18	116.18*	116.18*	116.18*
0.5 Undersize	116.59		116.61	116.59*
Standard	116.74	116.84	116.74	116.74*
1 Oversize	117.17	117.48*	117.17*	117.17*
2 Oversize	117.42	117.58*	117.42*	117.42*
Nominal Fit at 75°F				
1 Undersize	0.66	0.66*	0.66*	0.66*
0.5 Undersize	0.25		0.23	0.25*
Standard	0.10	0.00	0.10	0.10*
1 Oversize	-0.33	-0.64*	-0.33*	-0.33*
2 Oversize	-0.58	-0.74*	-0.58*	-0.58*

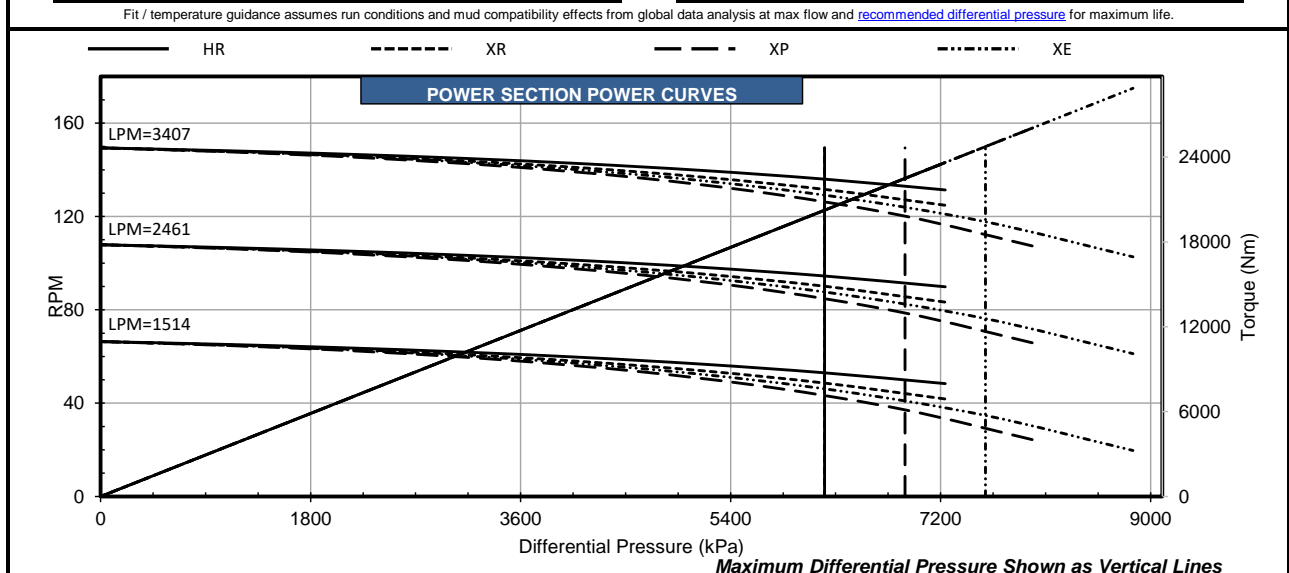
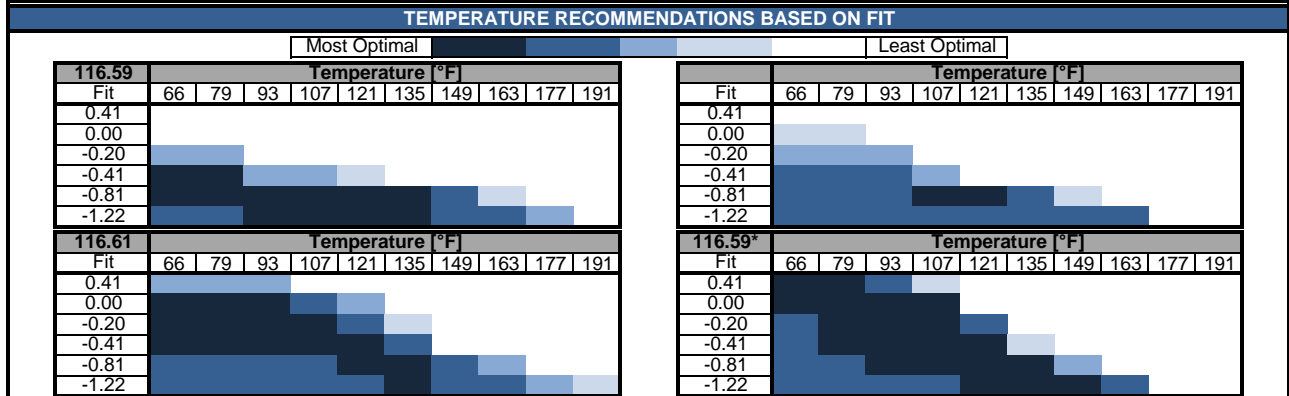
ROTOR SPECIFICATIONS		STATOR SPECIFICATIONS	
Overall Length** (mm)	4986.0	Overall Length (mm)	5161.3
Contour Length** (mm)	4782.8	Cutback #1** (mm)	203.2
Eccentricity (mm)	7.44	Cutback #2** (mm)	203.2
Major Diameter (mm)	131.72	Tube O.D. (mm)	196.9
Weight (kg)	604	Tube I.D. (mm)	158.8
Head Diameter*** (mm)	127.00	Weight (kg)	464
Material**	17-4SS		
Thread	3 1/2 API IF		
Form***	3 1/2 API IF		

\*Pending production measurements

\*\*Representative options given. Verify specific requirements before placing order.

\*\*\*Customer specified

PERFORMANCE SPECIFICATIONS						
		HR	XR	XP	XE	
Torque Slope	3.262 Nm/kPa	6205	6205	6895	7584	Max. Diff. Press. (kPa)
Flow Range	1514 to 3407 Litre/min	20242	20242	22493	24744	Max. Torque (Nm)
RPG	0.04 rev/litre	9308	9308	10342	11376	Stall Diff. Press. (kPa)
Speed Range	66 to 149 RPM	30370	30370	33733	37109	Stall Torque (Nm)
Off Bottom Press.	951 kPa	288	279	283	305	Max. Recommended (kW)
		1551	1551	1724	1896	kPa Per Stage
		248	248	276	303	kPa Per Cavity
		0.0132	0.0124	0.0132	0.0137	Temperature Slope (mm/°C)



Performance characteristics are estimates based on nominal conditions and are for reference only. Actual performance may be affected by rotor/stator fit, temperature, and other operating conditions. The torque may exceed the capacity of connected components and threads. Operating above the recommended limits of either the power section or connected components may reduce product life and result in damage to the power section and connected components. Data is subject to change without notice.